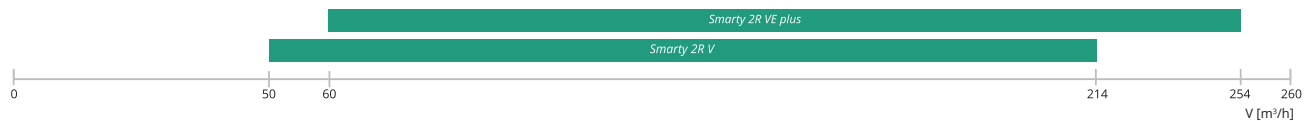


SMARTY R



Application Apartments, private houses, villas and other heated premises.

Description Smarty RV is a heat recovery unit with a high-efficiency rotary heat exchanger designed for placement in tight spaces: kitchen cabinets, boiler rooms, etc. The unit is characteristic of high overall energy savings due to the highly efficient heat recovery (up to 77%), silent and eco-nomical EC fans, and effective low-pressure-drop filters. Several versions of cooker hoods are available as an accessory for the kitchen extraction. An integrated electrical heater helps maintaining comfortable air temperature on the premises. Smarty RV is fully equipped with demand-control ready control board. CO₂ or RH, and presence sensors can be connected for automatic climate control. Rotor fault indicators are included in every AHU. The supplied units have been tested and prepared for installation.

- Features**
- › Designed for placement in a space fit for a kitchen cabinet;
 - › Cooker hood connection;
 - › EC fans and rotary heat exchanger;
 - › Easy maintenance: most of the components can be removed without using tools;
 - › 2 versions: standard and more powerful "Plus";
 - › MCB tool for multiple installations.

Top class casing:

- › Frameless structure consisting of double-skinned steel, with powder-coated paint (corrosion resistant class – C3), panels;
- › Thermal and acoustic insulation: Mineral wool 20 mm.

Heat exchanger:

- › Rotary, aluminium;
- › Rotor gap size: 1.5 mm;
- › Rotor fault indicator;
- › Efficiency up to 77% (EU 1253/2014).

Fans:

- › EC type;
- › Specific fan input (SFI) from 0.47 W/(m³/h);
- › Long lifetime – fans last for more than 10 years¹.

¹~40000 working hours.

Construction **Integrated electrical heater.**

Filters:

- › Smarty 2R VE: panel filters; ePM10 55%/ePM10 55% (M5/M5);
- › Smarty 2R Ve Plus: pocket filters ePM10 65%/ePM10 65% (M5/M5);
- › Effective filtration of dust, pollens, moulds, spores.

Integrated control board:

- › Control of external components : dampers etc.
- › Connection for demand control sensors (CO₂ or RH, presence);
- › Smart el. heater control on/off;
- › Extensive control options: 3 manual modes, boost, calendar, night cooling, etc.

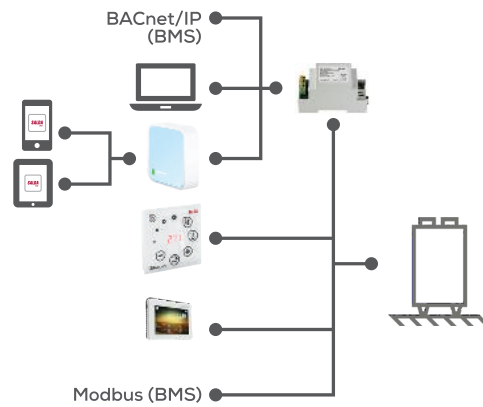
Air temperature sensors:

- › Extract, Supply, Outdoor.

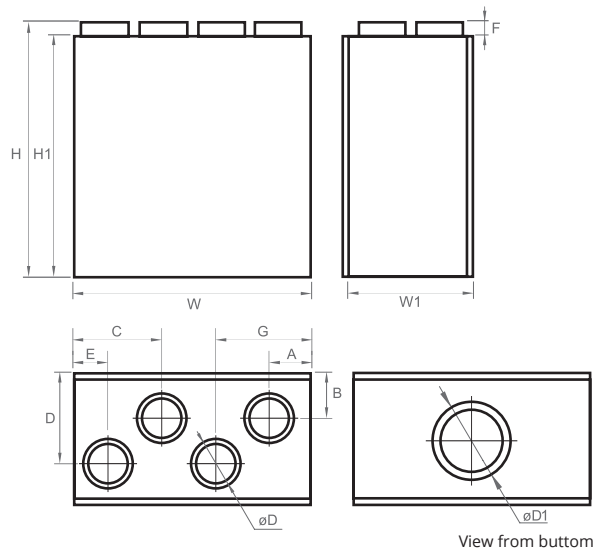
Cooker hood connection:

- › d125.

Control options



CONSTRUCTION



Dimensions [mm]

Unit	A	B	C	D	E	G	W	W1	H	H1	øD	øD1	F
Smarty 2R VE	100	98	224	214	84	237	598	320	653	620	125	175	30
Smarty 2R VE plus	100	98	224	214	84	237	598	320	653	620	125	175	30

Optional accessories

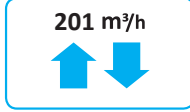
Unit	Stouch SA-Control MB-Gateway TL-WR802N	EKA NV PH	AP NP	ALU	S-RC02-F2 S-KFF-U S-RFF-U-D-F2 S-KC02	RSK SKG-A	MUTE
Smarty 2R VE	+	125	125	125	+	125	125
Smarty 2R VE plus	+	125	125	125	+	125	125

ACCESSORIES

<p>Network Module</p> <p>MB-Gateway</p>	<p>Nano Router</p> <p>TL-WR802N</p>	<p>Remote controller</p> <p>Stouch</p>	<p>Control panel</p> <p>SA-Control</p>	<p>Humidity sensor</p> <p>S-KFF-U S-KFF-U-D-F2</p>	<p>CO2 sensor</p> <p>S-RC02-F2 S-RC02</p>	<p>Cooker hood</p> <p>White Stainless steel Slimline</p>	<p>Front cover</p> <p>Stainless steel White</p>	<p>Silencers</p> <p>MUTE 125x300 MUTE 125x600 MUTE 125x900 MUTE 125x1200</p>	<p>Panel filter</p> <p>MPL (2xePM10 55%)</p>
<p>Panel filter</p> <p>MPL (2xePM1 70%)</p>	<p>Pocket filters</p> <p>FMK (2xeCoarse 65%)</p>	<p>Front cover mounting bracket</p> <p>Mounting bracket</p>	<p>Actuator for air dampers</p> <p>CM230-F-L</p>	<p>Damper</p> <p>SKG-A</p>					

SMARTY R

Smarty 2R VE



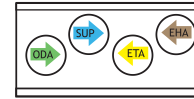
	VER	VEL
Ordering code	GAGSMARTY 1975_0102A	GAGSMARTY 1981_0102A
Electrical data		
Fans	[p/VAC/Hz]	~1/230/50
exhaust	[kW/A]	0.07/0.6
supply	[kW/A]	0.07/0.6
Electrical preheater integrated	[kW/A]	Optional on duct
Electrical heater	[kW/A]	0.6/2,61
Max.power consumption	[kW/A]	0.75 /3.91
Power connection	[p/VAC/Hz]	~1/230/50
Control board		MCB basic
Ecodesign data		
Energy efficiency class	Time control	B
	Local demand control	A
Thermal efficiency of heat recovery	[%]	76,6
Sound power level (Lwa)	[dB(A)]	49
SPI	[W/(m³/h)]	0.47
Maximum internal/external leakage rates	[%]	3.0/2.0
ErP compliance		2018
Other data		
Filters	Supply/Extract	ePM10 55%/ePM10 55% (M5/M5)
Housing insulation, mineral wool	[mm]	20
Colour		white RAL 9016
Weight (net, without packing)	[kg]	36
Housing protection class		IP 34
Operation		Indoors only (heated premises)

* - ePM1 70% (F7) filter is available as an accessory

Without frost protection	Extract air
-23°C/+40°C/ 90%	+15°C/+40°C/60%



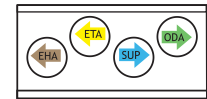
Smarty 2R VEL
Air intake side (L- left convertible)



View from inspection side



Smarty 2R VER
Air intake side (D- right convertible)

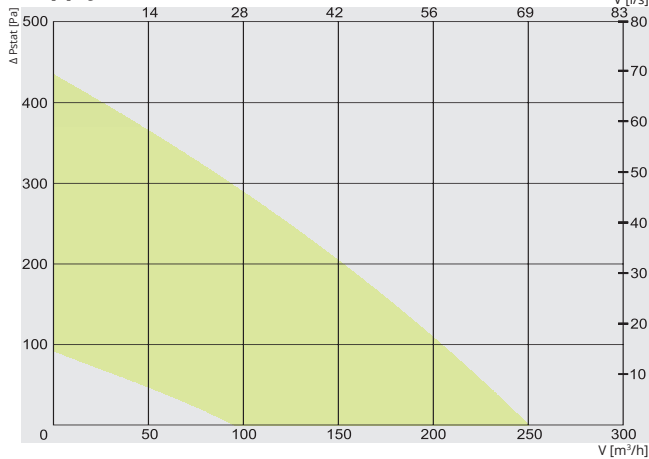


View from inspection side

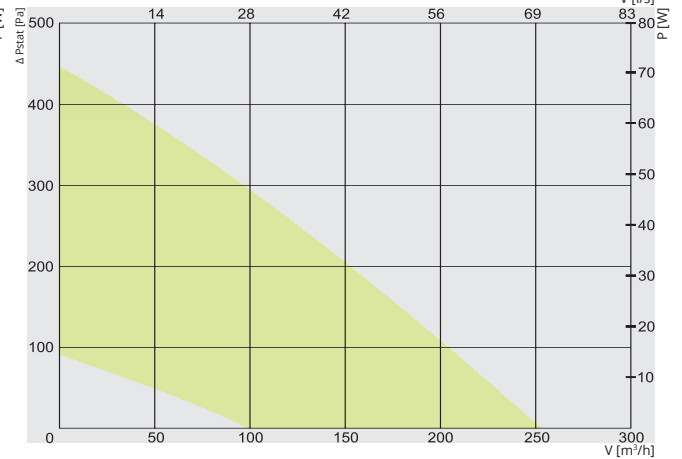


←EHA Exhaust air ←ETA Extract air →ODA Outdoor air →SUP Supply air ⚠ Kitchen hood

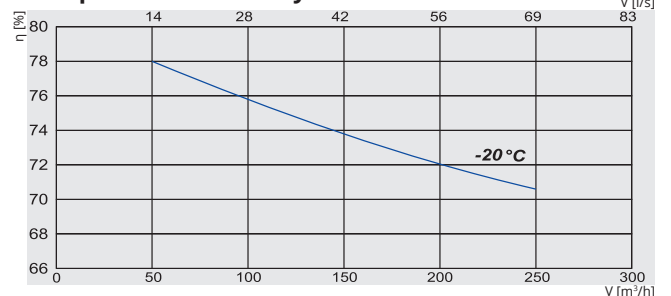
Supply air



Exhaust air



Temperature efficiency

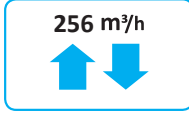


Temperature efficiency (balanced mass flow):
Extract air = 20°C/60%RH | Outdoor air = -20°C

Smarty 2R VE	L_{wa} total, dB(A)	L_{wa} , dB(A)							
		63 Hz	125 Hz	250 Hz	500 Hz	1000 Hz	2000 Hz	4000 Hz	8000 Hz
Outdoor	62	22	54	61	48	41	27	20	14
Supply	70	29	61	68	59	60	55	49	43
Extract	62	22	54	61	49	36	28	19	14
Exhaust	69	28	60	67	58	58	52	48	41
Surround	49	10	40	48	36	31	30	30	29

Measured at 140 m³/h, 50 Pa

Smarty 2R VE plus

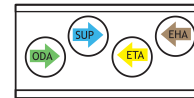


	VER	VEL
Ordering code	GAGSMARTY 1985_0106A	GAGSMARTY 1984_0106A
Electrical data		
Fans	[p/VAC/Hz]	~1/230/50
exhaust	[kW/A]	0.084/ 0.75
supply	[kW/A]	0.084/ 0.75
Electrical preheater integrated	[kW/A]	Optional on duct
Electrical heater	[kW/A]	0.6/2,61
Max.power consumption	[kW/A]	0.78 /4,13
Power connection	[p/VAC/Hz]	~1/230/50
Control board		MCB basic
Ecodesign data		
Energy efficiency class	Time control	B
	Local demand control	A
Thermal efficiency of heat recovery	[%]	75.9
Sound power level (Lwa)	[dB(A)]	48
SPI	[W/(m³/h)]	0.5
Maximum internal/external leakage rates	[%]	3.0/2.0
ErP compliance		2018
Other data		
Filters	Supply/Extract	ePM10 65%/ePM10 65% (M5/M5)
Housing insulation, mineral wool	[mm]	20
Colour		white RAL 9016
Weight (net, without packing)	[kg]	36
Housing protection class		IP 34
Operation		Indoors only (heated premises)

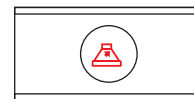
Without frost protection	Extract air
-23°C/+40°C/ 90%	+15°C/+40°C/60%

Smarty 2R VEL plus

Air intake side (L- left convertible)

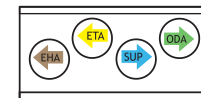


View from inspection side



Smarty 2R VER plus

Air intake side (D- right convertible)

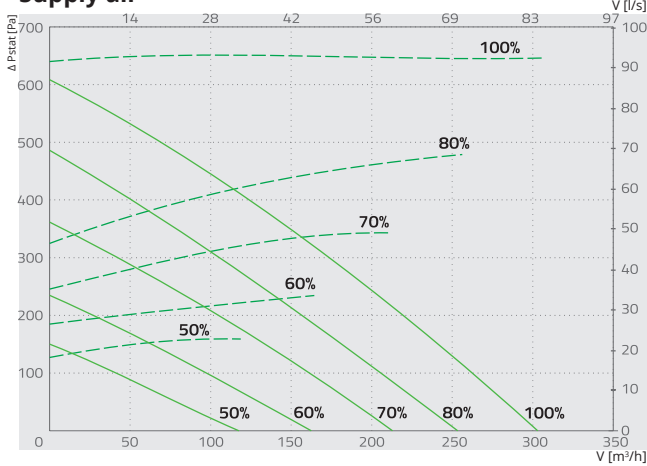


View from inspection side

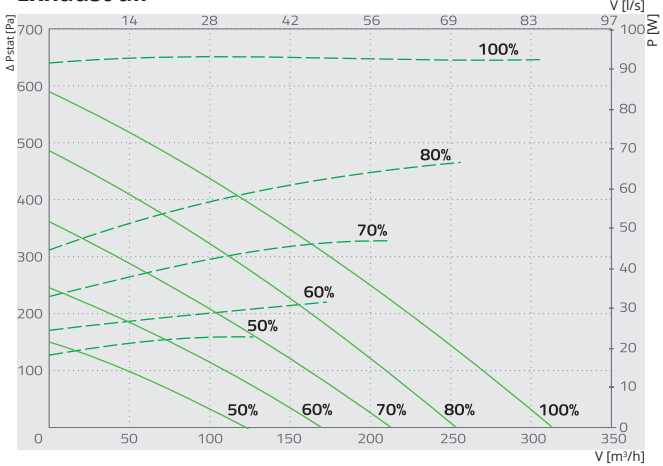


Exhaust air
 Extract air
 Outdoor air
 Supply air
 Kitchen hood

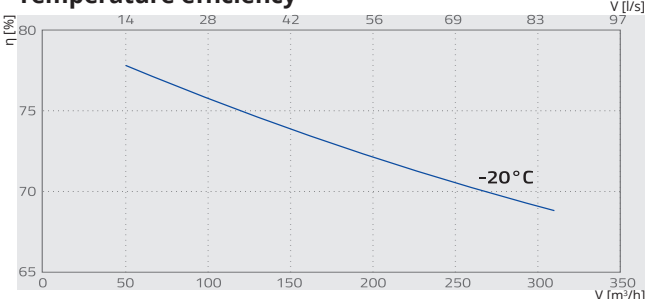
Supply air



Exhaust air



Temperature efficiency



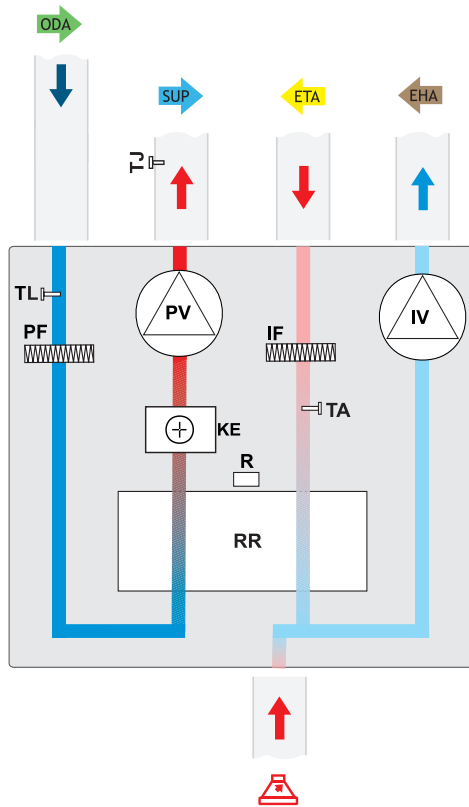
Temperature efficiency (balanced mass flow):
Extract air = 20°C/60%RH | Outdoor air = -20°C

Smarty 2R VE plus	L _{wa} total, dB(A)	L _{wa} , dB(A)							
		63 Hz	125 Hz	250 Hz	500 Hz	1000 Hz	2000 Hz	4000 Hz	8000 Hz
Outdoor	60	18	50	58	55	44	28	16	12
Supply	66	23	55	63	61	56	55	48	40
Extract	60	19	50	58	54	40	35	24	17
Exhaust	66	23	55	62	60	56	53	46	36
Surround	48	3	34	44	45	32	31	30	29

Measured at 180 m³/h, 50 Pa

SMARTY R

Smarty 2R VE / 2R VE plus (vertical) with electrical heater



- TL** - outdoor air temperature sensor
- PF** - filter for supply air
- PV** - supply air fan
- KE** - electrical heater
- R** - motor of rotor heat exchanger
- RR** - rotary heat exchanger
- TJ** - supply air temperature sensor
- IF** - filter for extract air
- TA** - extract air temperature sensor
- IV** - exhaust air fan

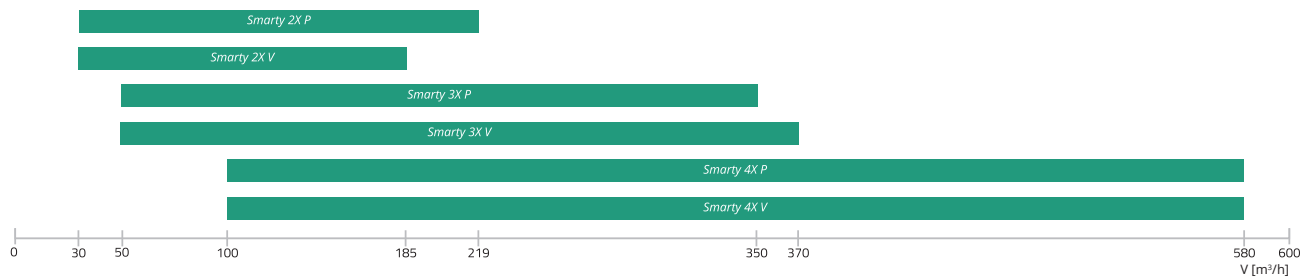
FUNCTIONS		MCB basic
Descriptions of the functions		Smarty range
Functions		
	Date and time settings	+
System modes for easy and-user friendly control: Stand-by, Building protection, Economy, Comfort. (Specific air flows are used in the system and they are dedicated to each type of mode.)		+
	BOOST function (Fans operate at highest speed)	+
	Cold/heat recovery	+
	Fire place function	+
	Winter/summer mode	+
	System monitoring	o
	Digital input configuration	+
	Event register (storing up to 50 entries)	+
	Dryness protection	o
	Manual components control	o
	Weekly schedule	+
	Holiday schedule	+
	CO₂ level indication and reduction function	o
	Night cooling function	+
	Relative humidity (RH) level indication and reduction function	o
	Supply air temperature control according to the extract air sensor	+
	Manual components control	o
	Reset to factory defaults	+
Functional units		
Fans		
	Speed synchronous/asynchronous 0-10V control	+
	Protection by RPM	+
Electric heater		
	On/off control	+
Air dampers		
	Outdoor air dampers control	+
Filters clogging monitoring		
	Air filters timer	+
Sensors		
	Supply air temperature sensor	+
	Outdoor air temperature sensor	+
	Extract air temperature sensor	+
Remote controllers		
	S-Touch	x
	Flex MCB	x
	SA Control	x
	MB Gateway	x
Building management system		
	Modbus	+
	BACnet/IP	o

o	Required additional components: CO2 and RH sensors, switches, etc.
+	Standard feature (the number of features depends on the ventilation unit in which the automatics are used); to be configured through BMS network or remote control panel
x	Remote control panels

RIS EKO



A1

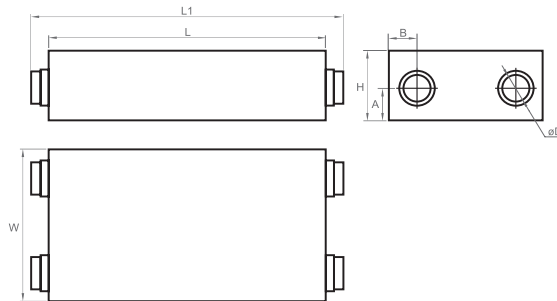


AIR HANDLING UNITS

Application	Apartments, private houses, villas, passive houses.
Description	<p>Residential air handling units Smarty X with EPP casing bears the highest energy efficiency (heat recovery rate – up to 94%) and the user-friendly control. Universal positioning of Smarty XP units and the lowest height enables to find a place even in tight spaces. Due to compact sizing Smarty 2XV ideally fits in a place of the kitchen cabinet and Smarty 3XV/4XV above ordinary washing machine.</p> <p>Every Smarty unit is tested for the airtightness in order to assure exceptional quality of assembly. All the internal components (fans, actuators, heat exchanger) are made by top European producers, what guarantees long service life. Smart control board enables to control all the ventilation system components.</p> <p>The main features:</p> <ul style="list-style-type: none"> › A+/A class efficiency (depends on the unit); › EC fans with high efficiency counter-flow heat exchanger; › High quality: A1 class airtightness; › Smart and user friendly handling by SALDA AIR mobile app (via optional MB-Gateway); › Certified by Passivhaus institute (Smarty 2X and 3X).
Construction features	<p>High class casing:</p> <ul style="list-style-type: none"> › 1 layer of galvanized steel and an EPP of 20-30 mm. › The external side is powder coated – corrosion class C3. <p>Plastic plate heat exchanger:</p> <ul style="list-style-type: none"> › Efficiency up to 91% (EU 1253/2014) / 85% (Passivhaus). <p>EC fans:</p> <ul style="list-style-type: none"> › Specific fan input (SFI) from 0.27 W/(m³/h). › Long lifetime – fans last for more than 10 years. <p>Motorized by-pass:</p> <ul style="list-style-type: none"> › 100% summer bypass (night cooling). › Integrated preheater (only Smarty 2XV/3XV/4XV version 1.1). <p>Filters:</p> <ul style="list-style-type: none"> › Low pressure drop G4/G4 filters (effective filtration of dust, pollens). › Optional supply F7 filter for more efficient filtration (molds, spores, microscopic allergens, fine particles, bacteria). <p>Integrated control board:</p> <ul style="list-style-type: none"> › Control of external components: pre-heater, heater, dampers, etc. › Connection for demand control sensors (CO2, RH, presence). › Intelligent frost protection. › Smart el.heater control 0-10V. › Extensive control options: 3 manual modes, boost, calendar, night cooling, fireplace mode and etc.

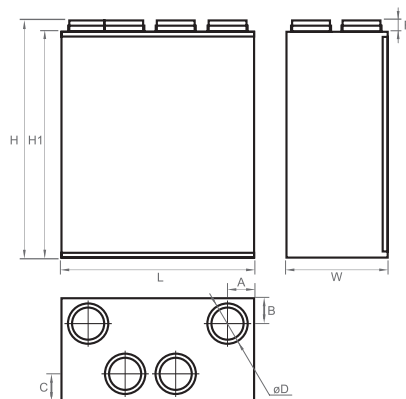
CONSTRUCTION

Smarty 2X P - 4X P

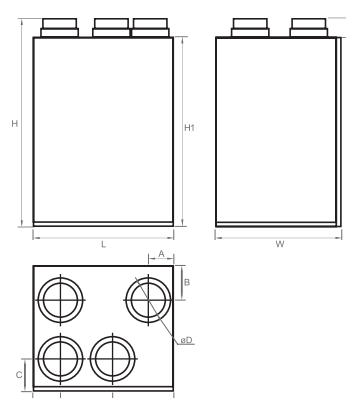


Unit	Dimensions [mm]					
	L	L1	w	H	H1	øD
Smarty 2X P	1009	1043	590	250	113	125/160
Smarty 3X P	1225	1381,5	685,5	320	150	150/160
Smarty 4X P	1225	1381,5	685,5	324	150	150/160

Smarty 2X V

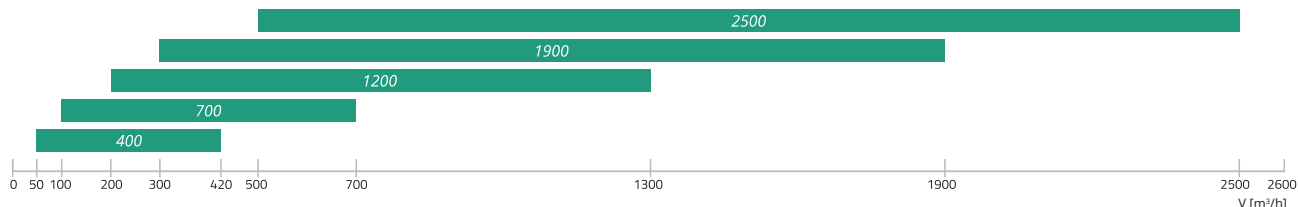


Smarty 3X V - 4X V



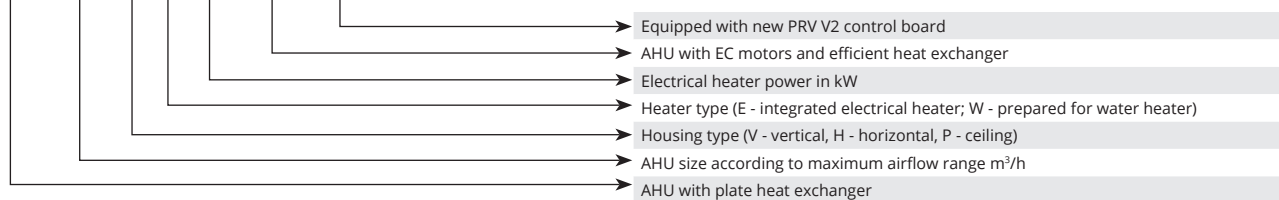
Unit	Dimensions [mm]						
	L	W	H	H1	H2	F	øD
Smarty 2X V	595	316	732	697	-	35	125/100
Smarty 3X V	599	538	900	810	-	80	150/160
Smarty 4X V	599	533	900,5	810	-	80	150/160
Smarty 4X V	599	533	900,5	810	-	80	150/160

RIS P EKO

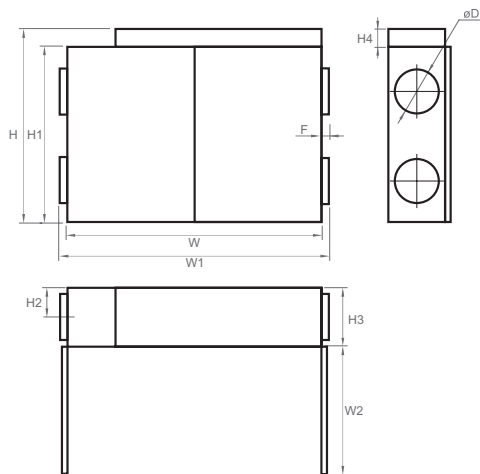


Application	Ventilation of houses, offices or other heated premises (classrooms, apartments, conference rooms, etc.)
Description	<p>RIS P EKO 3.0 is a range of heat recovery units with high-efficiency counter-flow heat exchangers and low height. The units are designed for mounting under ceilings in order to save space. There are 5 sizes (airflow interval 420-2500 m³/h) with separate heaters available for different climate zones.</p> <p>RIS P EKO 3.0 units have high overall energy savings due to the highly efficient heat recovery (up to 90%), quiet and economical EC fans, effective low-pressure-drop filters, 100% motorized bypass dampers (for the 1900 and 2500 versions) and top-level of air tightness.</p> <p>Energy efficiency ensures full thermal comfort for passive houses, without an additional pre-heater at temperatures above -5°C.</p> <p>All the RIS P EKO 3.0 units are fully equipped with automatic controls. Optional external sensors for CO₂ and humidity and the event planning feature will help to control automatically your climate (demand-level control). RIS P EKO 3.0 units are service-friendly and are easy to mount. Filter pollution may be identified by timers or contamination controls (RIS 1200-2500 P EKO 3.0). All units are supplied tested and ready to install.</p>
Remote control	<p>Three remote control options are available:</p> <ol style="list-style-type: none"> 1. Flex, Stouch or Ptouch remote controllers. 2. Building management system connections. 3. Remote control via PC MB-Gateway.
Features	<ul style="list-style-type: none"> › Ideal for ceiling installations. › Ready for Passive House technology: high efficiency. › Easy and quick mounting. › Water/electrical heating options. › Fully integrated plug-and-play control system.
Construction	<ul style="list-style-type: none"> › Frameless construction from double-skinned panels. › Acoustic and thermal wall insulation: RIS 400-2500 P EKO 3.0 - 30/50 mm. › RIS 400-700 P EKO 3.0 powder-coated white housing RAL 9016; RIS 1200-2500 P EKO 3.0 powder-coated grey housing RAL 7040. › Integrated electrical heater or optional duct-based water heater/cooler. › Low-pressure-drop filters: F7/M5. › Hinged door with locks grants easy access to internal components. › Separate compartment on the side of the unit grants quick access to the control board (plug-and-play). › Stainless steel condensate tray. › Fitted with mounting brackets. › Integrated anti-frost pressure switch (RIS 1200-2500 P EKO 3.0).

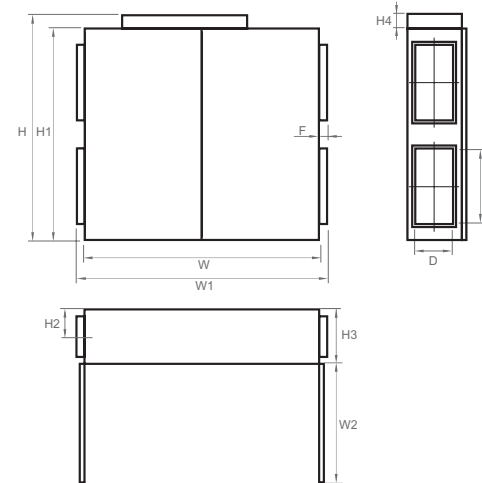
RIS 400 P E 0.9 EKO 3.0



RIS 400P EKO - RIS 700P EKO 3.0



RIS 1200P EKO - RIS 2500P EKO 3.0



Unit	Dimensions [mm]											
	W	W1	W2	H	H1	H2	H3	H4	F	ØD	G	D
RIS 400PE/PW EKO 3.0	1300	1361	650	768	670	158	330	98	31	200	-	-
RIS 700PE/PW EKO 3.0	1380	1461	695	1069	970	160	350	99	40	250	-	-
RIS 1200PE/PW EKO 3.0	1550	1655	780	1497	1397	172	390	100	52	-	500	250
RIS 1900PE/PW EKO 3.0	1750	1870	710	1955	1850	194	399	105	60	-	700	300
RIS 2500PE/PW EKO 3.0	1850	1970	720	2055	1950	244	499	105	60	-	700	400

Unit	Optional accessories													
	Flex Stouch Ptouch MB-Gateway	S-1141 S-RC02-F2 S-KFF-U	SSB Heating	SSB Cooling	SP Supply	SP Exhaust	SVS	SSK SKS	RMG	VVP/VXP	SKG AKS AP	AVS AVA EKA NV PH	EKS NV PH	
RIS 400PE EKO 3.0	+	+	-	81	CM230-1-F-L	CM230-1-F-L	-	-	-	-	200	200	-	
RIS 400PW EKO 3.0	+	+	61	81	TF230	CM230-1-F-L	-	-	+	+	200	200	-	
RIS 700PE EKO 3.0	+	+	-	81	CM230-1-F-L	CM230-1-F-L	-	-	-	-	250	250	-	
RIS 700PW EKO 3.0	+	+	61	81	TF230	CM230-1-F-L	-	-	+	+	250	250	-	
RIS 1200PE EKO 3.0	+	+	-	-	LM230A-TP	LM230A-TP	-	500x250	-	-	-	-	500x250	
RIS 1200PW EKO 3.0	+	+	61	-	NFA	LM230A-TP	500x250	500x250	+	+	-	-	500x250	
RIS 1900PE EKO 3.0	+	+	-	-	LM230A-TP	LM230A-TP	-	700x400*	-	-	-	-	700x400*	
RIS 1900PW EKO 3.0	+	+	61	-	NFA	LM230A-TP	700x400*	700x400*	+	+	-	-	700x400*	
RIS 2500PE EKO 3.0	+	+	-	-	LM230A-TP	LM230A-TP	-	700x400	-	-	-	-	700x400	
RIS 2500PW EKO 3.0	+	+	61	-	NFA	LM230A-TP	700x400	700x400	+	+	-	-	700x400	

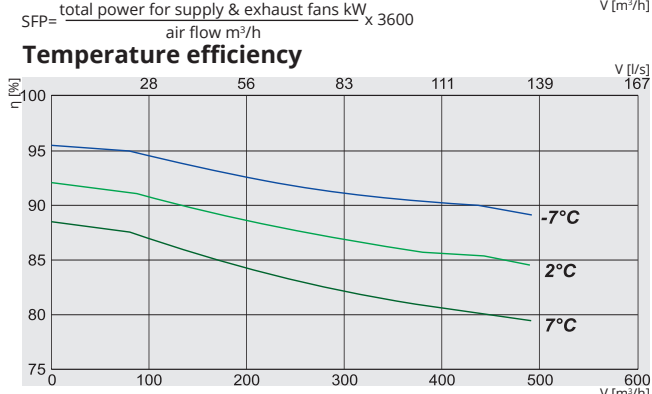
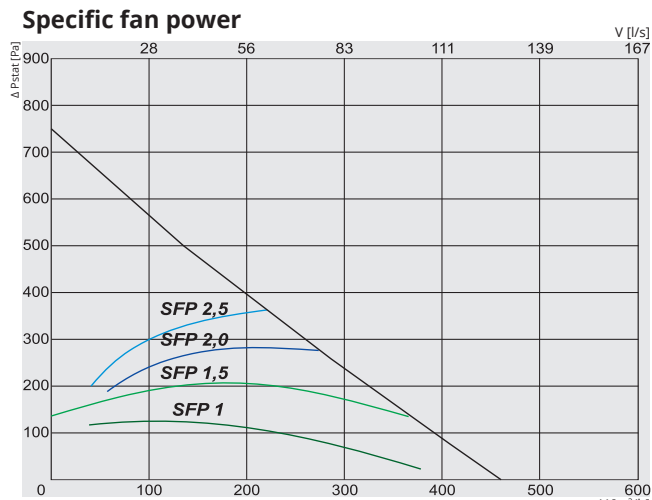
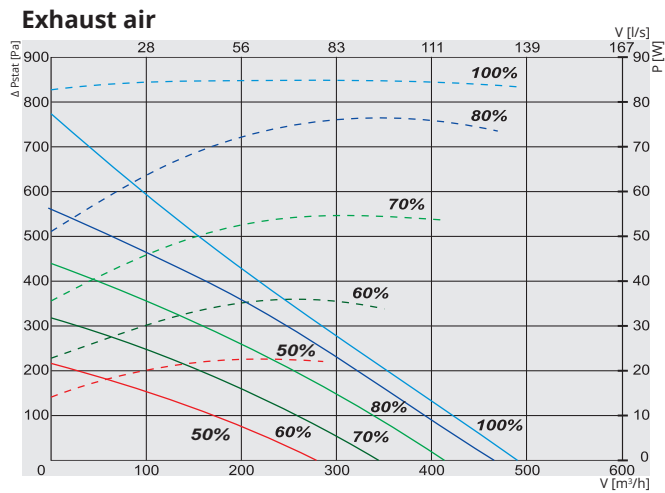
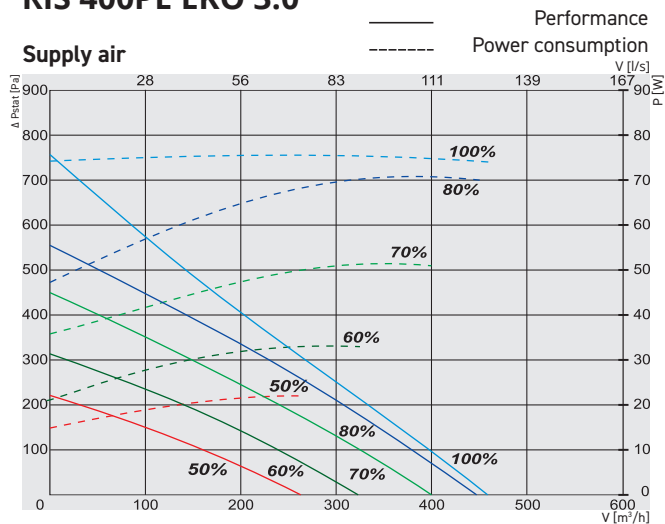
*necessary to order flange adapter STP 700x400-700x300

Accessories

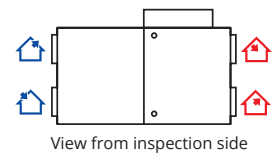
Network Module  MB-Gateway p. 178	Remote controller  Ptouch p. 175	Control panel  FLEX p. 177	Remote controller  Stouch p. 176	Pressure transmitter  S-1141 p. 179	CO2 sensor  S-RC02-F2 p. 180		
Humidity sensor  S-KFF-U p. 181	Thermic water valve actuator  SSB p. 195	Actuator for dampers  SP p. 210	Water heater coil  SVS p. 190	Damper for rectangular duct  SSK p. 213	Rectangular duct silencer  SKS p. 215	Shut-off damper  SKG p. 212	Circular duct silencer  AKS p. 216
Mounting clamps  AP p. 219	Heating coil  AVS p. 185	Circular duct water cooler  AVA p. 193	Electrical duct pre-heater  EKS NV PH p. 203	Electrical duct pre-heater  EKA NV PH p. 201	Mixing point  RMG p. 196	2 and 3 way valves  VVP/VXP p. 197	Flange adapter  STP p. 220

RIS P EKO

RIS 400PE EKO 3.0



RIS 400PE EKO 3.0



🏠 Exhaust air
 🏠 Extract air
 🏠 Outdoor air
 🏠 Supply air

Article No.	Version
GAGRIS1747_0017A	400PE 0.9 EKO 3.0 Integrated electrical heater
GAGRIS1746_0017A	400PE 1.6 EKO 3.0 Integrated electrical heater
GAGRIS1692_0016A	400PE 3.0 EKO 3.0 Integrated electrical heater

		0.9 EKO 3.0	1.6 EKO 3.0	3.0 EKO 3.0
Electrical heater	phase/voltage [50Hz/VAC]	~1, 230	~1, 230	~1, 230
	[kW]	0,9	1,6	3,0
EC fans	phase/voltage [50Hz/VAC]	~1, 230		
exhaust	power/current [kW/A]	0,085/0,73		
	fan speed [min ⁻¹]	3200		
supply	power/current [kW/A]	0,085/0,73		
	fan speed [min ⁻¹]	3200		
Thermal efficiency up to*		90%		
Motorized by-pass		+		
Max power consumption	[kW/A]	1,07/5,50	1,77/8,50	3,17/14,50
Control board		PRV V2		
Filter class	exhaust/supply	M5/F7		
Housing insulation, mineral wool	[mm]	30		
Colour	RAL	white 9016		
Weight (net, without packing)	[kg]	74		
Comply with ERP		2016; 2018		
Operation		indoors		
Fresh air temperature limits**	°C	-5 - +40		
Housing protection class	IP	34		

* Calculated according EN 13141-7.

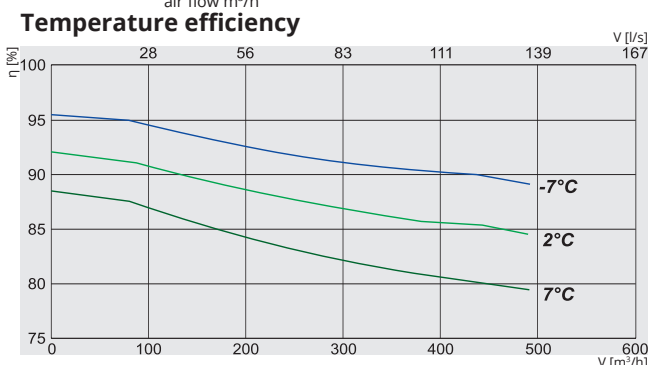
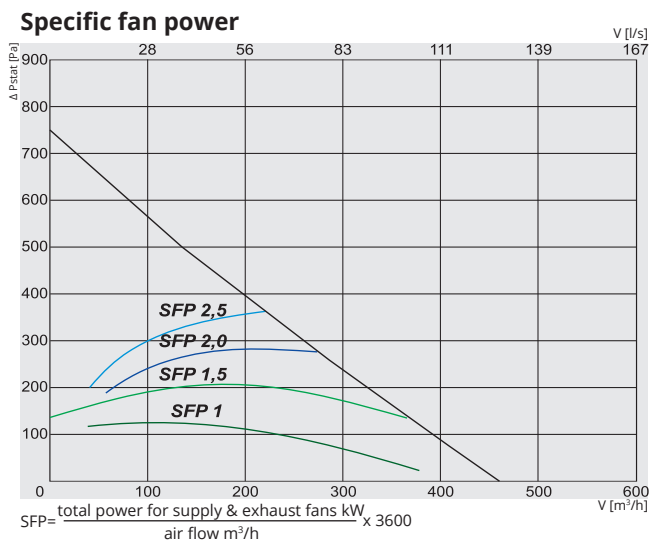
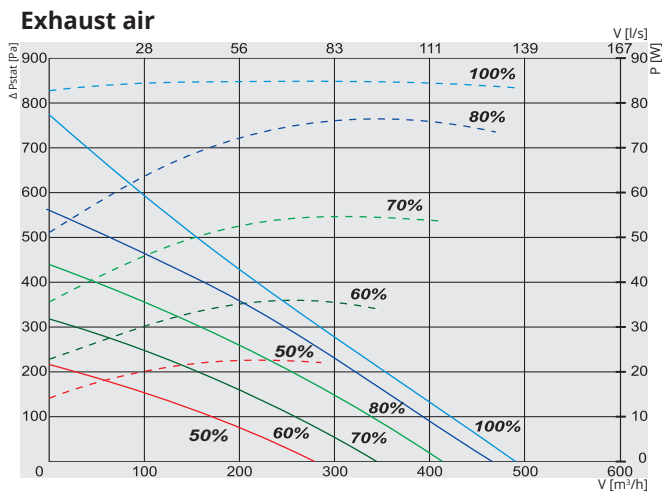
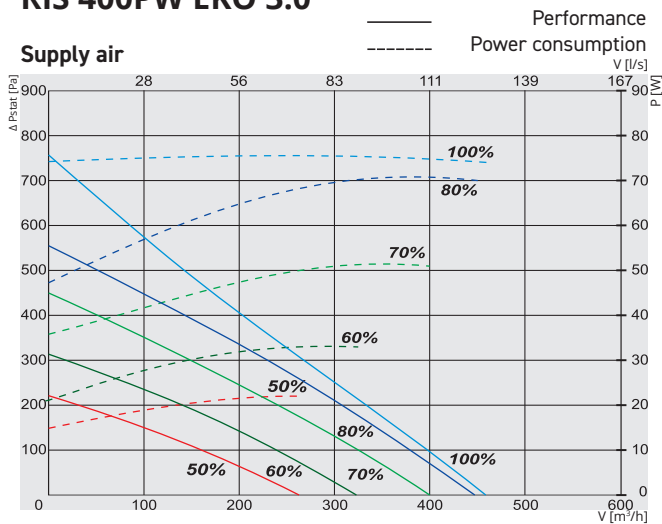
**For temperatures lower than recommended, use electrical pre-heater to ensure balanced operation.

Temperature efficiency (balanced mass flow) EN 13141-7:
 Extract air = 20°C/60%RH
 Outdoor air = -7°C / 2°C / 7°C

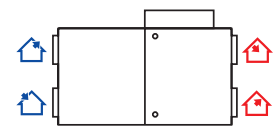
RIS 400PE EKO 3.0	Lwa total, dB(A)	LWA, dB(A)						
		125 Hz	250 Hz	500 Hz	1 kHz	2 kHz	4 kHz	8 kHz
Supply	67	54	59	64	58	57	54	47
Extract	58	48	50	53	51	48	46	41
Surrounding	51	40	43	46	45	40	39	36

Measured at 395 m³/h, 100 Pa

RIS 400PW EKO 3.0



RIS 400PW EKO 3.0



View from inspection side

🏠 Exhaust air
 🏠 Extract air
 🏠 Outdoor air
 🏠 Supply air

Article No. GAGRIS1748_0019A Version 400PW EKO 3.0 Optional water heater

400PW EKO 3.0

Water heater (optional)	AVS 200	
Fans	phase/voltage	[50Hz/VAC] ~1, 230
exhaust	power/current	[kW/A] 0,085/0,73
	fan speed	[min ⁻¹] 3200
supply	power/current	[kW/A] 0,085/0,73
	fan speed	[min ⁻¹] 3200
Thermal efficiency up to*	90%	
Motorized by-pass	+	
Max power consumption	[kW/A]	0,17/1,50
Control board	PRV V2	
Filter class	exhaust/supply	M5/F7
Housing insulation, mineral wool	[mm]	30
Colour	RAL	white 9016
Weight (net, without packing)	[kg]	73
Comply with ERP	2016; 2018	
Operation	indoors	
Fresh air temperature limits**	°C	-5 - +40
Housing protection class	IP	34

* Calculated according EN 13141-7.

**For temperatures lower than recommended, use electrical pre-heater to ensure balanced operation.

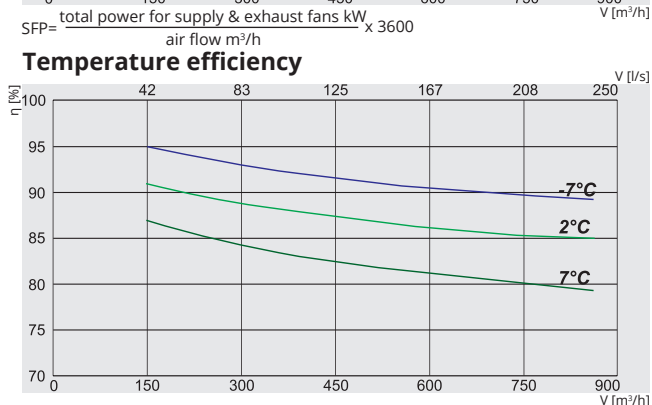
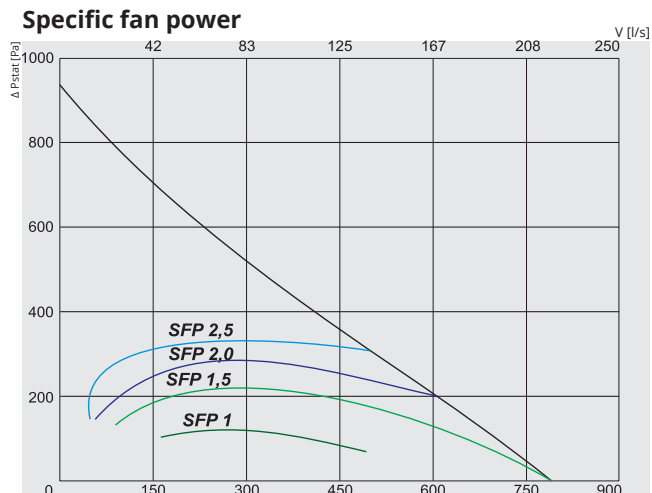
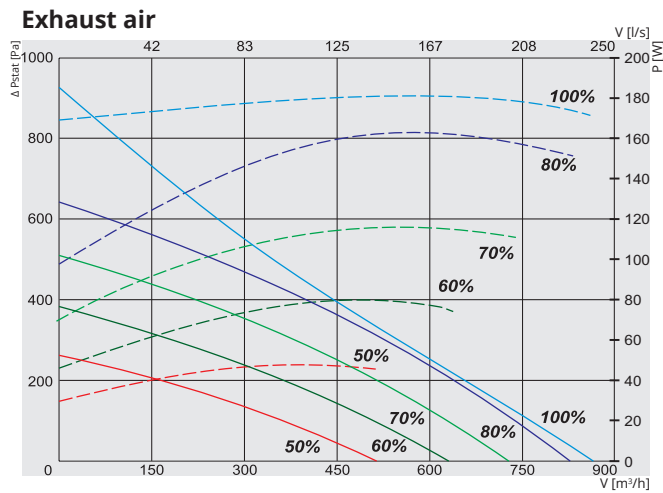
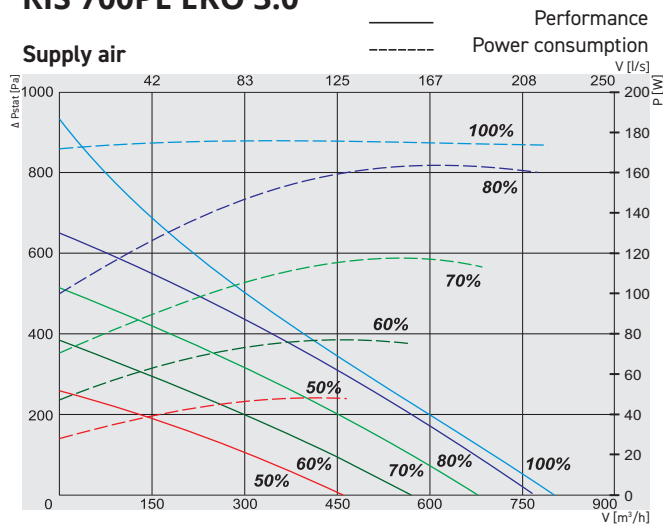
Temperature efficiency (balanced mass flow) EN 13141-7:
 Extract air = 20°C/60%RH
 Outdoor air = -7°C / 2°C / 7°C

RIS 400PW EKO 3.0	Lwa total, dB(A)	LWA, dB(A)						
		125 Hz	250 Hz	500 Hz	1 kHz	2 kHz	4 kHz	8 kHz
Supply	67	54	59	64	58	57	54	47
Extract	58	48	50	53	51	48	46	41
Surrounding	51	40	43	46	45	40	39	36

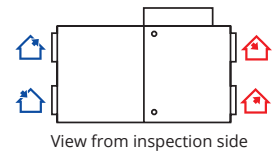
Measured at 395 m³/h, 100 Pa

RIS P EKO

RIS 700PE EKO 3.0



RIS 700PE EKO 3.0



Article No.	Version	Version
GAGRIS1737_0008A	700PE 1.2 EKO 3.0	Integrated electrical heater
GAGRIS1736_0007A	700PE 3.0 EKO 3.0	Integrated electrical heater
GAGRIS1693_0005B	700PE 4.5 EKO 3.0	Integrated electrical heater

		1.2 EKO 3.0	3.0 EKO 3.0	4.5 EKO 3.0
Electrical heater	phase/voltage [50Hz/VAC]	~1, 230	~1, 230	~3, 400
	[kW]	1,2	3,0	4,5
EC fans	phase/voltage [50Hz/VAC]	~1, 230		
	power/current [kW/A]	0,168/1,4		
exhaust	fan speed [min ⁻¹]	3230		
	supply	3230		
supply	power/current [kW/A]	0,168/1,4		
	fan speed [min ⁻¹]	3230		
Thermal efficiency up to*		90%		
Motorized by-pass		+		
Max power consumption	[kW/A]	1,54/8,34	3,34/15,84	4,84/9,3
Control board		PRV V2		
Filter class	exhaust/supply	M5/F7		
Housing insulation, mineral wool	[mm]	30		
Colour	RAL	white		
Weight (net, without packing)	[kg]	103,5	104	104,5
Comply with ERP		2016;2018		
Operation		indoors		
Fresh air temperature limits**	°C	-5 - +40		
Housing protection class	IP	34		

* Calculated according EN 13141-7.

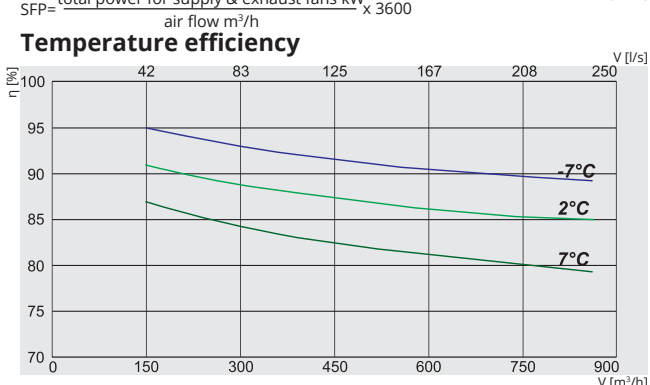
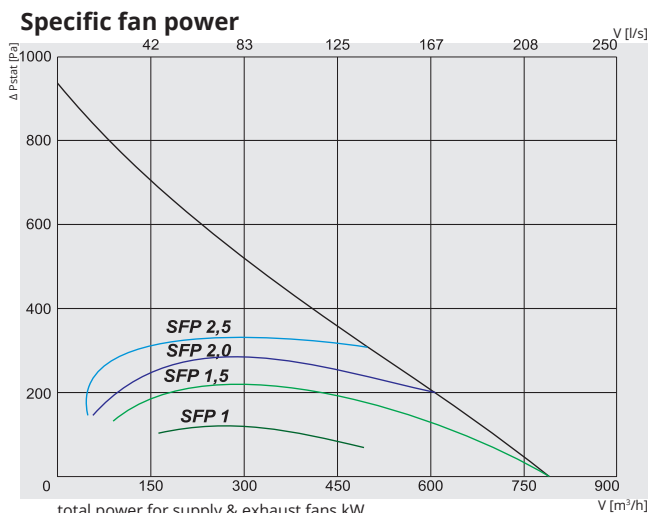
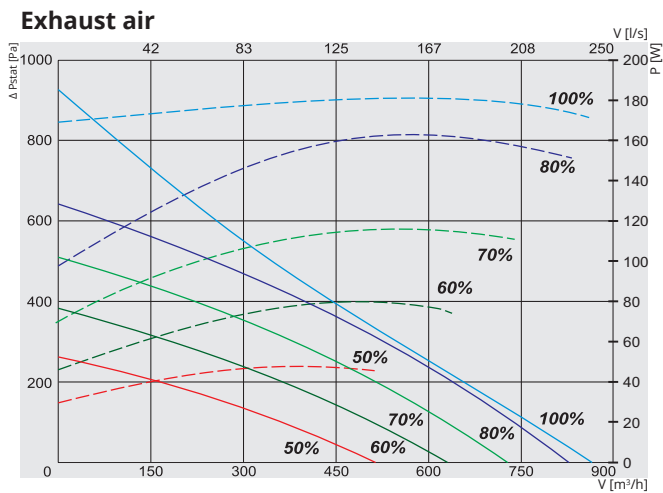
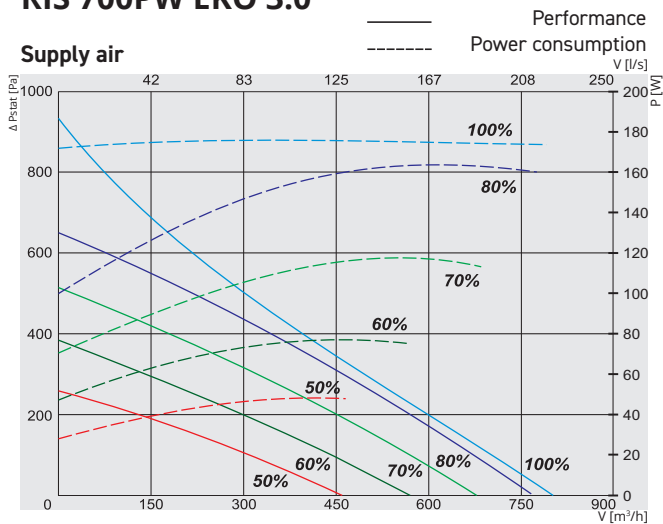
**For temperatures lower than recommended, use electrical pre-heater to ensure balanced operation.

Temperature efficiency (balanced mass flow) EN 13141-7:
Extract air = 20°C/60%RH
Outdoor air = -7°C / 2°C / 7°C

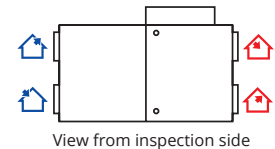
RIS 700PE EKO 3.0	Lwa total, dB(A)				LWA, dB(A)			
	75	125 Hz	250 Hz	500 Hz	1 kHz	2 kHz	4 kHz	8 kHz
Supply	75	64	66	68	70	66	60	59
Extract	62	53	55	57	56	52	49	45
Surrounding	56	45	47	50	50	47	43	42

Measured at 700 m³/h, 100 Pa

RIS 700PW EKO 3.0



RIS 700PW EKO 3.0



🏠 Exhaust air
 🏠 Extract air
 🏠 Outdoor air
 🏠 Supply air

Article No. GAGRIS1738_0009A Version 700PW EKO 3.0 Optional water heater

700PW EKO 3.0

Water heater (optional)	AVS 250	
Fans	phase/voltage	[50Hz/VAC] ~1,230
exhaust	power/current	[kW/A] 0,168/1,4
	fan speed	[min ⁻¹] 3230
supply	power/current	[kW/A] 0,168/1,4
	fan speed	[min ⁻¹] 3230
Thermal efficiency up to*	90%	
Motorized by-pass	+	
Max power consumption	[kW/A]	0,34/2,84
Control board	PRV V2	
Filter class	exhaust/supply	M5/F7
Housing insulation, mineral wool	30	
Colour	RAL	white 9016
Weight (net, without packing)	[kg]	103
Comply with ERP	2016;2018	
Operation	indoors	
Fresh air temperature limits**	°C	-5 - +40
Housing protection class	IP	34

* Calculated according EN 13141-7.

**For temperatures lower than recommended, use electrical pre-heater to ensure balanced operation.

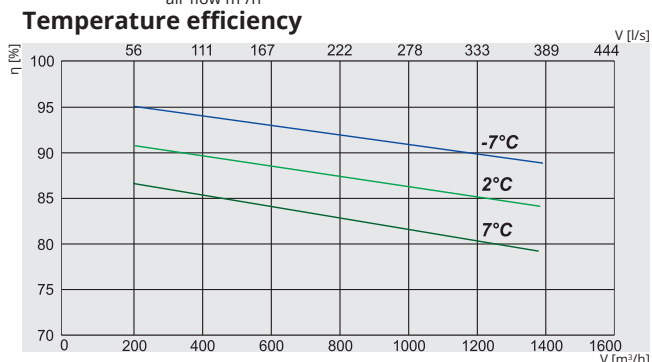
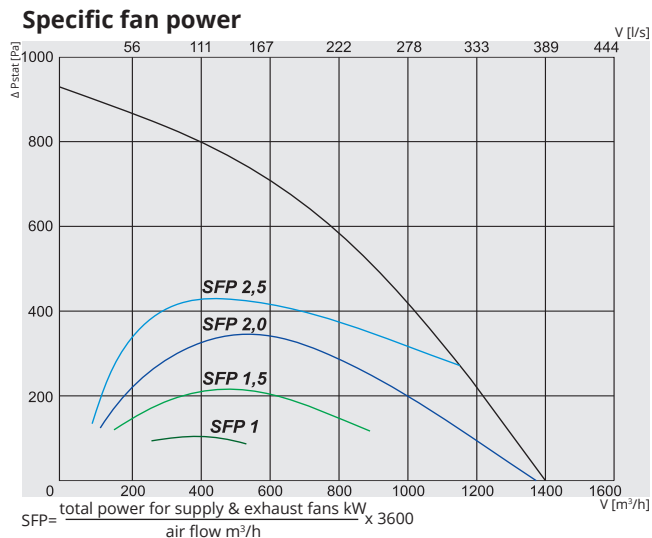
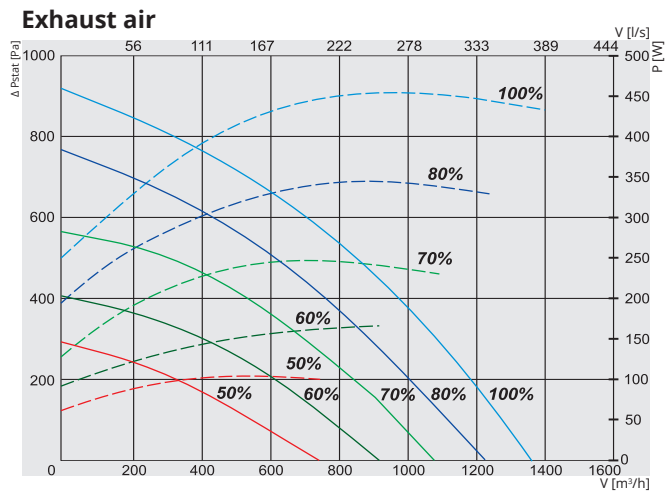
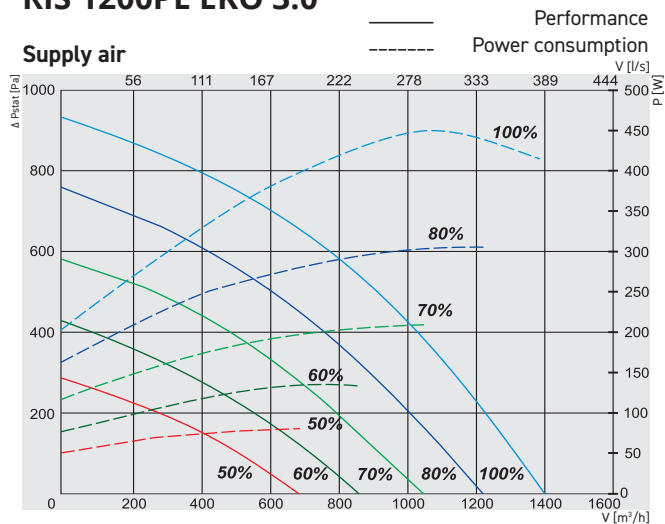
Temperature efficiency (balanced mass flow) EN 13141-7:
 Extract air = 20°C/60%RH
 Outdoor air = -7°C / 2°C / 7°C

RIS 700PW EKO 3.0	Lwa total, dB(A)	LWA, dB(A)						
		125 Hz	250 Hz	500 Hz	1 kHz	2 kHz	4 kHz	8 kHz
Supply	75	64	66	68	70	66	60	59
Extract	62	53	55	57	56	52	49	45
Surrounding	56	45	47	50	50	47	43	42

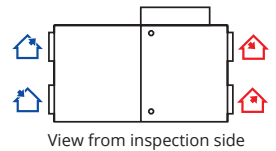
Measured at 700 m³/h, 100 Pa

RIS P EKO

RIS 1200PE EKO 3.0



RIS 1200PE EKO 3.0



🏠 Exhaust air
 🏠 Extract air
 🏠 Outdoor air
 🏠 Supply air

Article No.	Version
GAGRIS1744_0022A	1200PE 3.0 EKO 3.0 Integrated electrical heater
GAGRIS1745_0021B	1200PE 6.0 EKO 3.0 Integrated electrical heater
GAGRIS1701_0020B	1200PE 9.0 EKO 3.0 Integrated electrical heater

	3.0 EKO 3.0	6.0 EKO 3.0	9.0 EKO 3.0
Electrical heater	phase/voltage [50Hz/VAC] ~1, 230	~3, 400	~3, 400
	[kW]	3,0	6,0
EC fans	phase/voltage [50Hz/VAC] ~1, 230		
exhaust	power/current [kW/A]	0,450/2,95	
	fan speed [min ⁻¹]	3400	
supply	power/current [kW/A]	0,370/2,5	
	fan speed [min ⁻¹]	3400	
Thermal efficiency up to*		90%	
Motorized by-pass		+	
Max power consumption	[kW/A]	3,82/18,49	6,82/14,19
Control board		PRV V2	
Filter class	exhaust/supply	M5/F7	
Housing insulation, mineral wool	[mm]	50	
Colour	RAL	grey	7040
Weight (net, without packing)	[kg]	170	
Comply with ERP		2016;2018	
Operation		indoors	
Fresh air temperature limits**	°C	-5 - +40	
Housing protection class	IP	34	

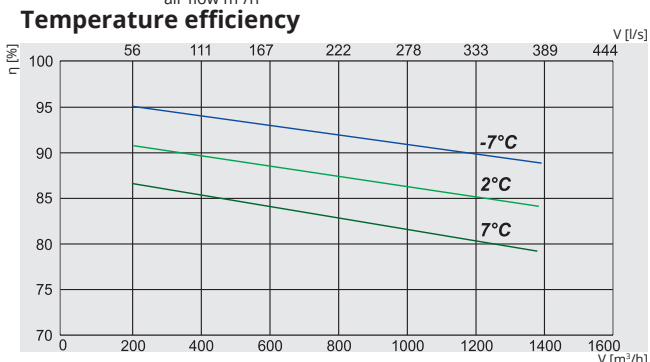
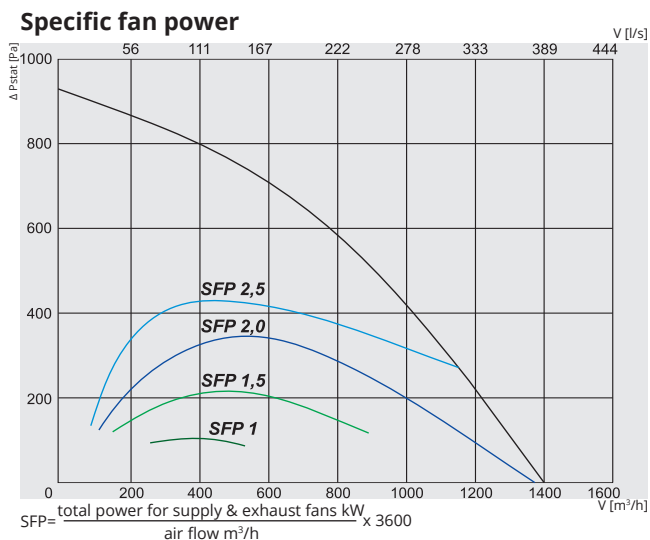
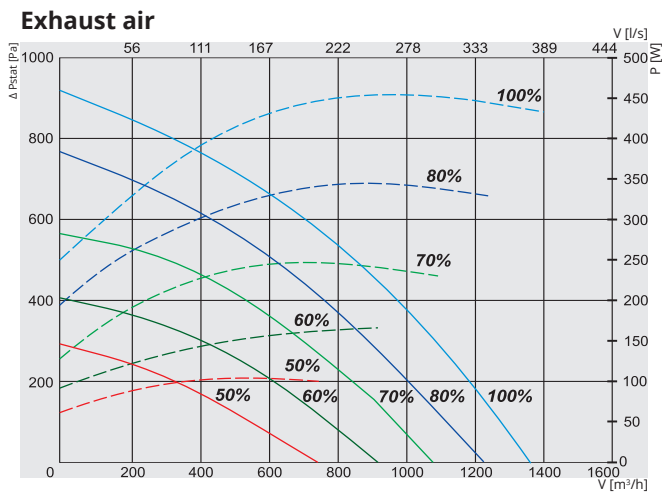
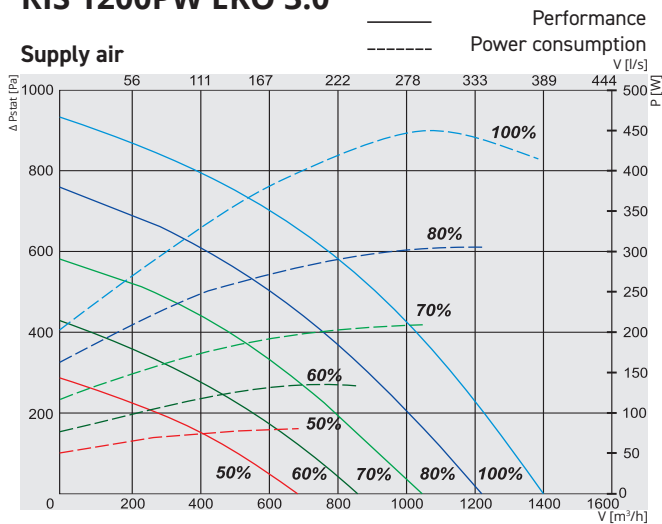
* Calculated wet efficiency.
 **For temperatures lower than recommended, use electrical pre-heater to ensure balanced operation.

Temperature efficiency (balanced mass flow):
 Extract air = 20°C/60%RH
 Outdoor air = -7°C / 2°C / 7°C

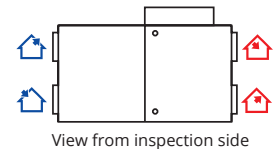
RIS 1200PE EKO 3.0	Lwa total, dB(A)	125 Hz	250 Hz	500 Hz	1 kHz	2 kHz	4 kHz	8 kHz
Supply	76	58	69	71	69	67	64	56
Extract	64	52	56	61	56	50	45	42
Surrounding	56	42	48	50	49	48	46	40

Measured at 1298 m³/h, 100 Pa

RIS 1200PW EKO 3.0



RIS 1200PW EKO 3.0



🏠 Exhaust air
 🏠 Extract air
 🏠 Outdoor air
 🏠 Supply air

Article No. GAGRIS1721_0023A Version 1200PW EKO 3.0 Optional water heater

1200PW EKO 3.0

Water heater (optional)	SVS 500x250		
Fans	phase/voltage	[50Hz/VAC]	~1,230
exhaust	power/current	[kW/A]	0,450/2,95
	fan speed	[min ⁻¹]	3400
supply	power/current	[kW/A]	0,370/2,5
	fan speed	[min ⁻¹]	3400
Thermal efficiency up to*	90%		
Motorized by-pass	+		
Max power consumption	[kW/A]	0,82/5,49	
Control board	PRV V2		
Filter class	exhaust/supply	M5/F7	
Housing insulation, mineral wool	[mm]	50	
Colour	RAL	grey	7040
Weight (net, without packing)	[kg]	170	
Comply with ERP	2016;2018		
Operation	indoors		
Fresh air temperature limits**	°C	-5 - +40	
Housing protection class	IP	34	

** Calculated wet efficiency.

**For temperatures lower than recommended, use electrical pre-heater to ensure balanced operation.

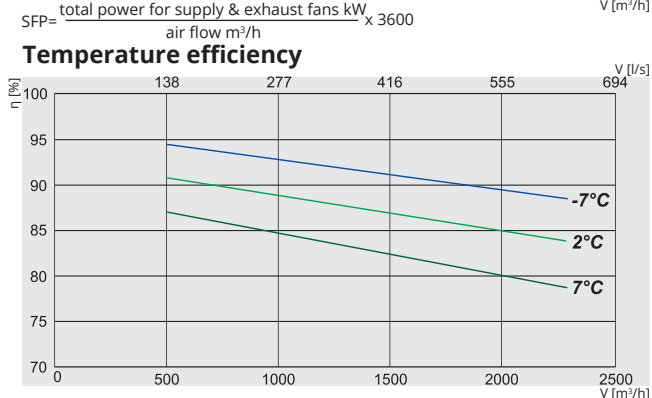
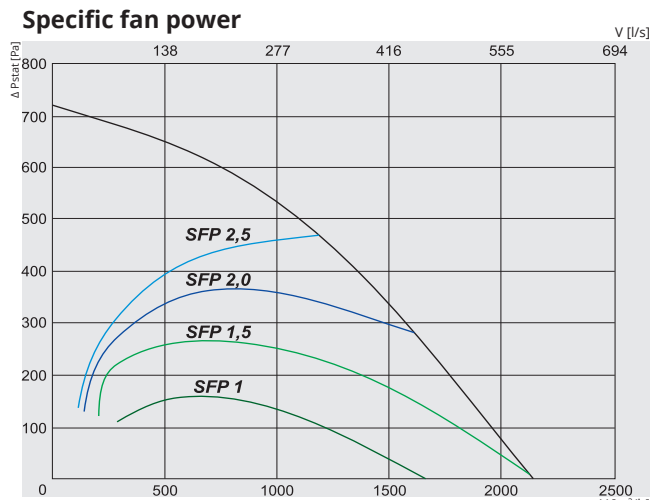
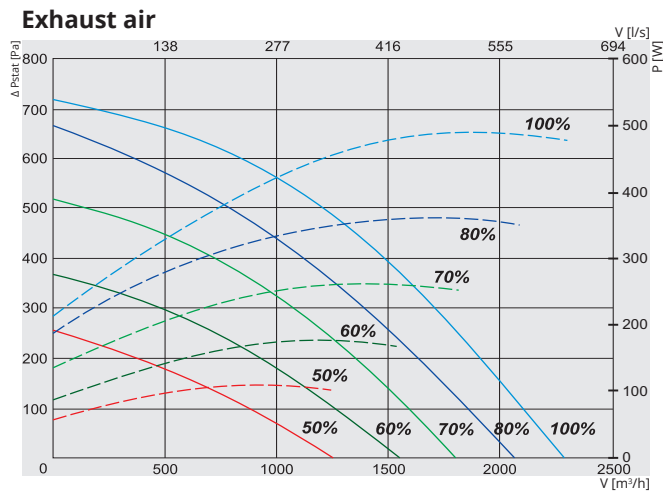
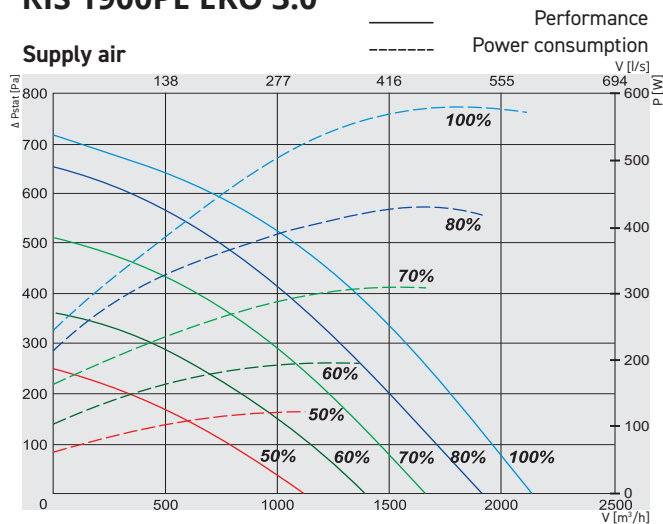
Temperature efficiency (balanced mass flow) EN :
Extract air = 20°C/60%RH
Outdoor air = -7°C / 2°C / 7°C

RIS 1200PE EKO 3.0	Lwa total, dB(A)	LWA, dB(A)						
		125 Hz	250 Hz	500 Hz	1 kHz	2 kHz	4 kHz	8 kHz
Supply	76	58	69	71	69	67	64	56
Extract	64	52	56	61	56	50	45	42
Surrounding	56	42	48	50	49	48	46	40

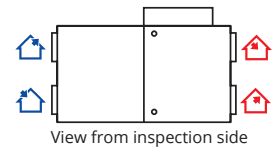
Measured at 1298 m³/h, 100 Pa

RIS P EKO

RIS 1900PE EKO 3.0



RIS 1900PE EKO 3.0



Article No.	Version
GAGRIS1751_0025A	1900PE 3.0 EKO 3.0 Integrated electrical heater
GAGRIS1752_0024B	1900PE 6.0 EKO 3.0 Integrated electrical heater
GAGRIS1706_0001B	1900PE 12.0 EKO 3.0 Integrated electrical heater

		3.0 EKO 3.0	6.0 EKO 3.0	12.0 EKO 3.0
Electrical heater	phase/voltage [50Hz/VAC]	~1, 230	~3, 400	~3, 400
	[kW]	3,0	6,0	12,0
EC fans	phase/voltage [50Hz/VAC]	~1, 230		
	power/current [kW/A]	0,485/3,12		
exhaust	fan speed [min ⁻¹]	2540		
	power/current [kW/A]	0,488/3,16		
supply	fan speed [min ⁻¹]	2540		
	power/current [kW/A]	0,488/3,16		
Thermal efficiency up to*		90%		
Motorized by-pass		+		
Max power consumption	[kW/A]	3,97 /20,32	6,97 /14,92	12,97 /24,32
Control board		PRV V2		
Filter class	exhaust/supply	M5/F7		
Housing insulation, mineral wool	[mm]	50		
Colour	RAL	grey	7040	
Weight (net, without packing)	[kg]	269	270	272
Comply with ERP		2016;2018		
Operation		indoors		
Fresh air temperature limits**	°C	-5 - +40		
Housing protection class	IP	34		

* Calculated wet efficiency.

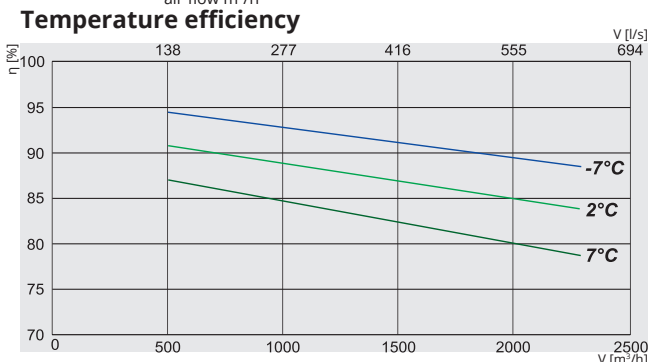
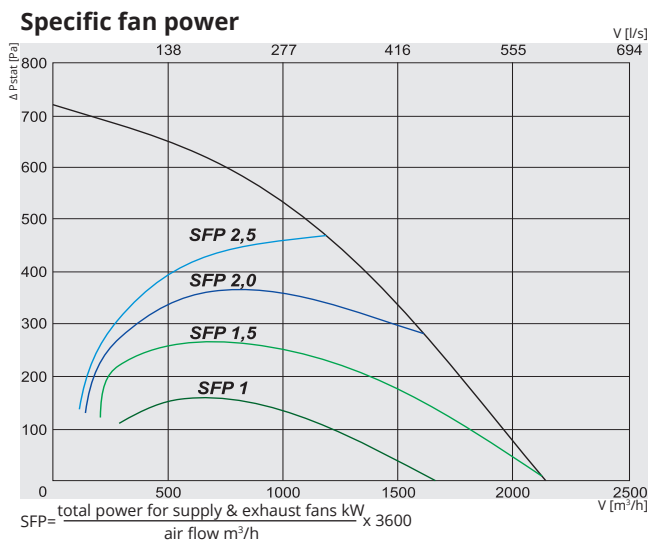
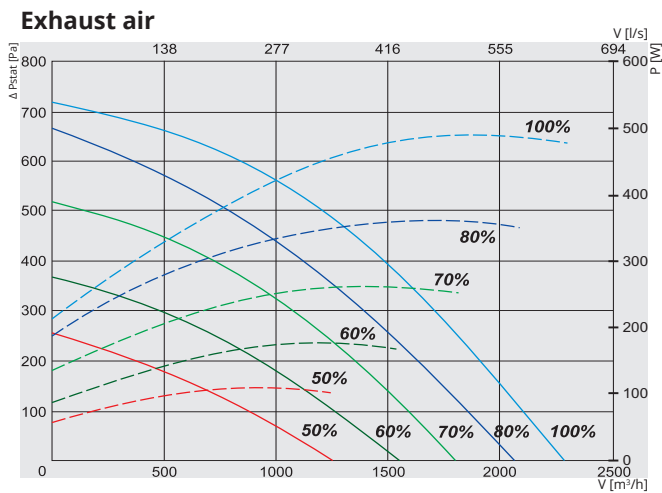
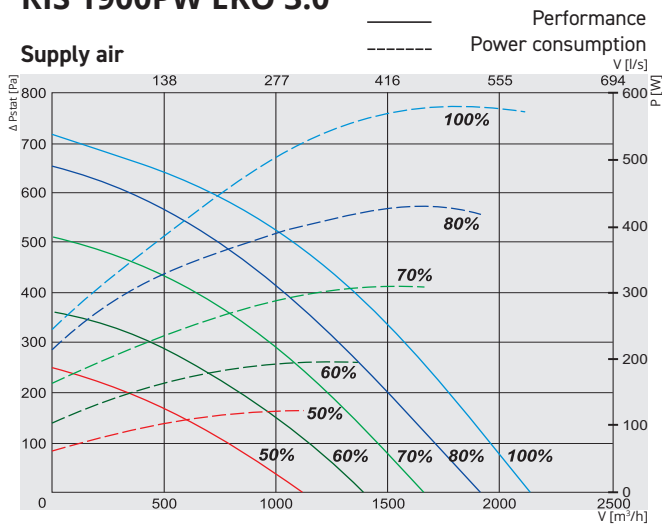
**For temperatures lower than recommended, use electrical pre-heater to ensure balanced operation.

Temperature efficiency (balanced mass flow):
Extract air = 20°C/60%RH
Outdoor air = -7°C / 2°C / 7°C

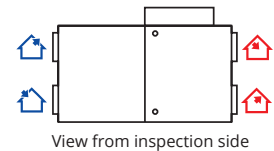
RIS 1900PE EKO 3.0	Lwa total, dB(A)	LWA, dB(A)						
		125 Hz	250 Hz	500 Hz	1 kHz	2 kHz	4 kHz	8 kHz
Supply	77	53	64	69	73	70	65	61
Extract	68	42	58	64	62	61	58	55
Surrounding	60	50	52	54	54	50	48	41

Measured at 1938 m³/h, 100 Pa

RIS 1900PW EKO 3.0



RIS 1900PW EKO 3.0



🏠 Exhaust air
 🏠 Extract air
 🏠 Outdoor air
 🏠 Supply air

Article No. GAGRIS1753_0026A
 Version 1900PW EKO 3.0
 Optional water heater

1900PW EKO 3.0

Water heater (optional)	SVS 700x400		
Fans	phase/voltage	[50Hz/VAC]	~1, 230
exhaust	power/current	[kW/A]	0,485/3,12
	fan speed	[min ⁻¹]	2540
supply	power/current	[kW/A]	0,488/3,16
	fan speed	[min ⁻¹]	2540
Thermal efficiency up to*	90%		
Motorized by-pass	+		
Max power consumption	[kW/A]	0,97 /6,32	
Control board	PRV V2		
Filter class	exhaust/supply	M5/F7	
Housing insulation, mineral wool	[mm]	50	
Colour	RAL	grey	7040
Weight (net, without packing)	[kg]	269	
Comply with ERP	2016;2018		
Operation	indoors		
Fresh air temperature limits**	°C	-5 - +40	
Housing protection class	IP	34	

* Calculated wet efficiency.

**For temperatures lower than recommended, use electrical pre-heater to ensure balanced operation.

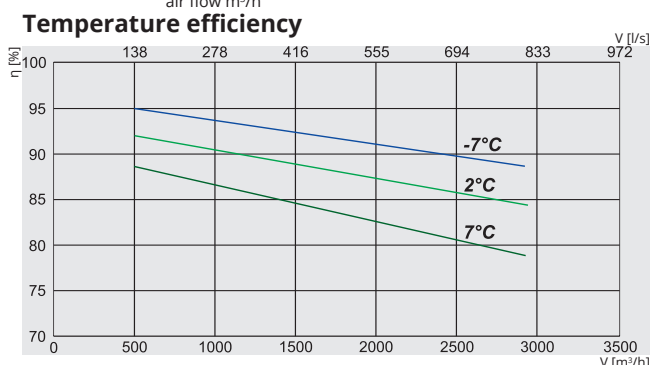
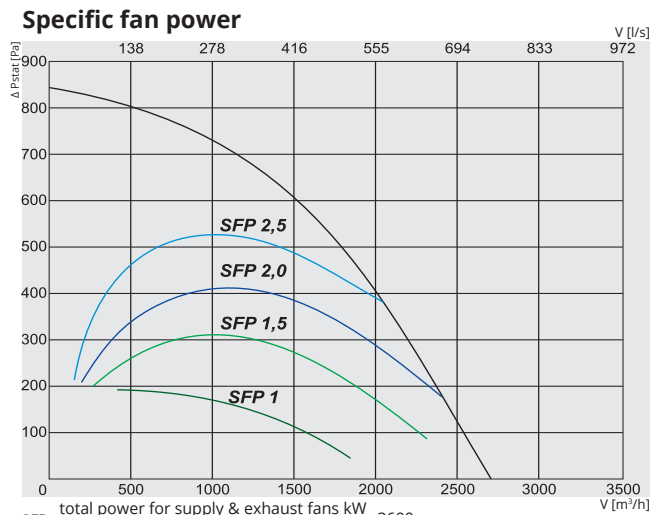
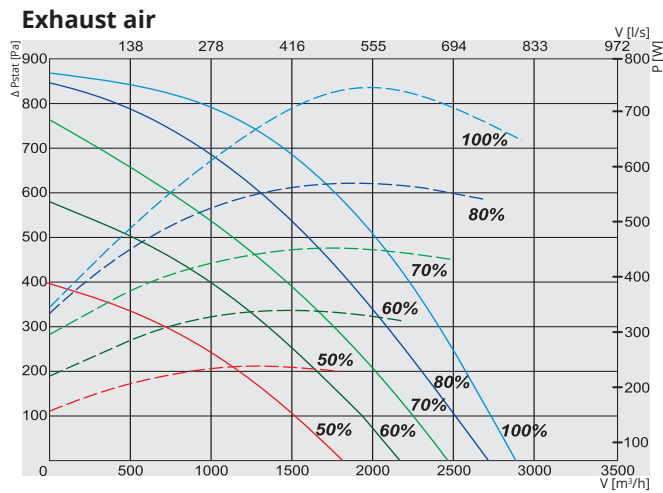
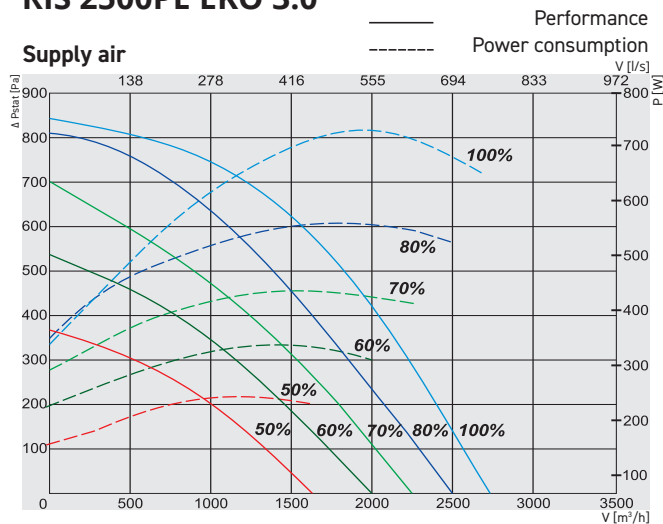
Temperature efficiency (balanced mass flow):
 Extract air = 20°C/60%RH
 Outdoor air = -7°C / 2°C / 7°C

RIS 1900PW EKO 3.0	Lwa total, dB(A)	LWA, dB(A)						
		125 Hz	250 Hz	500 Hz	1 kHz	2 kHz	4 kHz	8 kHz
Supply	77	53	64	69	73	70	65	61
Extract	68	42	58	64	62	61	58	55
Surrounding	60	50	52	54	54	50	48	41

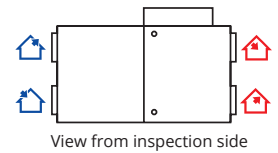
Measured at 1938 m³/h, 100 Pa

RIS P EKO

RIS 2500PE EKO 3.0



RIS 2500PE EKO 3.0



🏠 Exhaust air
 🏠 Extract air
 🏠 Outdoor air
 🏠 Supply air

Article No.	Version
GAGRIS1754_0027B	2500PE 4.5 EKO 3.0 Integrated electrical heater
GAGRIS1755_0028B	2500PE 9.0 EKO 3.0 Integrated electrical heater
GAGRIS1707_0015B	2500PE 18.0 EKO 3.0 Integrated electrical heater

		4.5 EKO 3.0	9.0 EKO 3.0	18.0 EKO 3.0
Electrical heater	phase/voltage [50Hz/VAC]	~3, 400	~3, 400	~3, 400
	[kW]	4,5	9,0	18,0
EC fans	phase/voltage [50Hz/VAC]	~1,230		
exhaust	power/current [kW/A]	0,725/3,24		
	fan speed [min ⁻¹]	2800		
supply	power/current [kW/A]	0,675/3		
	fan speed [min ⁻¹]	2800		
Thermal efficiency up to*		90%		
Motorized by-pass		+		
Max power consumption	[kW/A]	5,90 /12,78	10,40 /19,28	19,40 /32,28
Control board		PRV V2		
Filter class	exhaust/supply	M5/F7		
Housing insulation, mineral wool	[mm]	50		
Colour	RAL	grey 7040		
Weight (net, without packing)	[kg]	322		
Comply with ERP		2016;2018		
Operation		indoors		
Fresh air temperature limits**	°C	-5 - +40		
Housing protection class	IP	34		

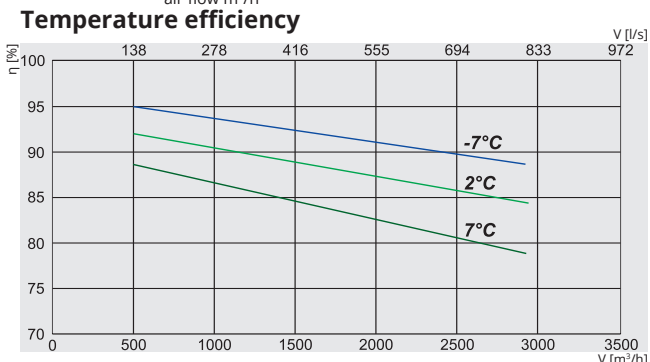
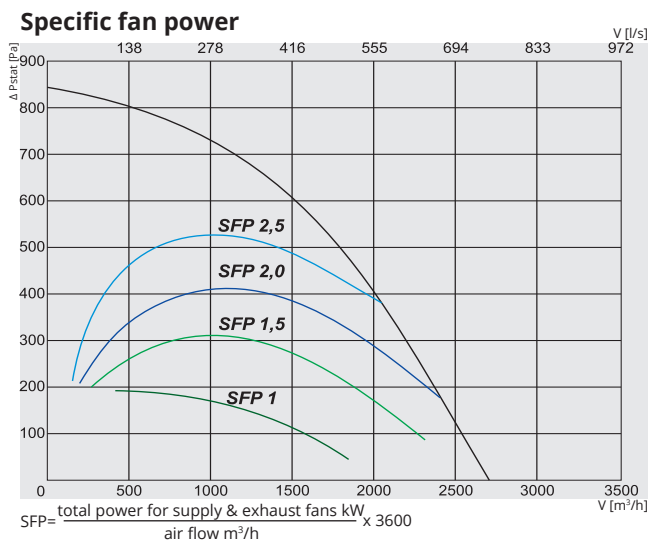
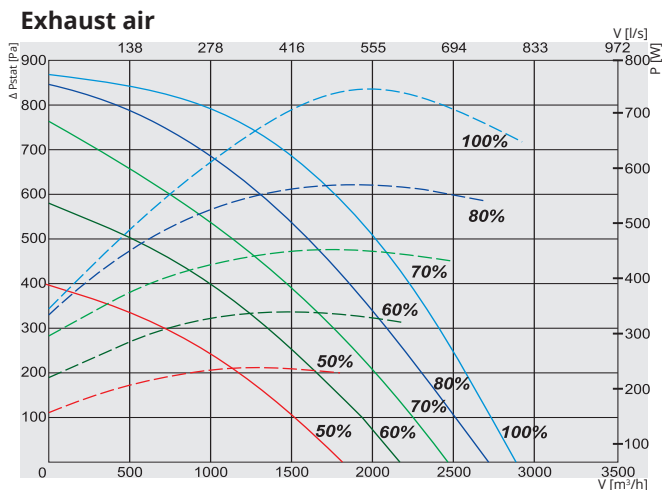
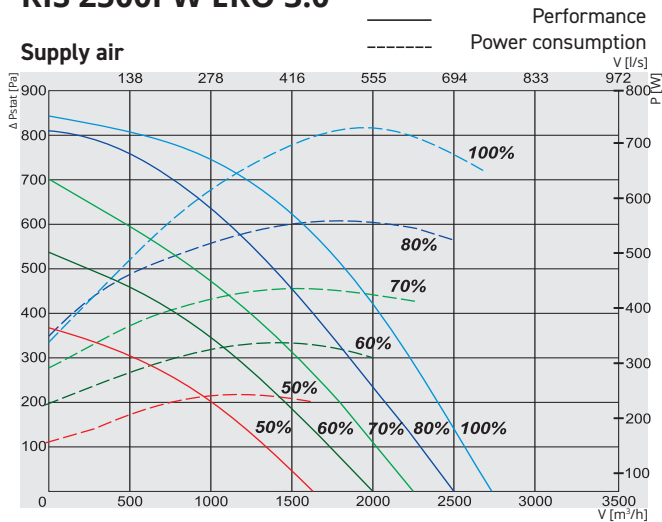
* Calculated wet efficiency.
 **For temperatures lower than recommended, use electrical pre-heater to ensure balanced operation.

Temperature efficiency (balanced mass flow):
 Extract air = 20°C/60%RH
 Outdoor air = -7°C / 2°C / 7°C

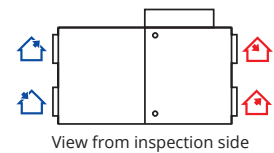
RIS 2500PE EKO 3.0	Lwa total, dB(A)	125 Hz	250 Hz	500 Hz	1 kHz	2 kHz	4 kHz	8 kHz
Supply	80	60	68	72	75	74	71	65
Extract	69	56	60	64	63	60	58	41
Surrounding	62	46	54	56	57	54	50	45

Measured at 2548 m³/h, 102 Pa

RIS 2500PW EKO 3.0



RIS 2500PW EKO 3.0



🏠 Exhaust air
 🏠 Extract air
 🏠 Outdoor air
 🏠 Supply air

Article No. GAGRIS1756_0029A Version 2500PW EKO 3.0 Optional water heater

2500PW EKO 3.0

Water heater (optional)	phase/voltage	[50Hz/VAC]	SVS 700x400
Fans	phase/voltage	[50Hz/VAC]	~1, 230
exhaust	power/current	[kW/A]	0,725/3,24
	fan speed	[min ⁻¹]	2800
supply	power/current	[kW/A]	0,675/3
	fan speed	[min ⁻¹]	2800
Thermal efficiency up to*			90%
Motorized by-pass			+
Max power consumption	[kW/A]		1,40 /6,28
Control board			PRV V2
Filter class	exhaust/supply		M5/F7
Housing insulation, mineral wool		[mm]	50
Colour	RAL	grey	7040
Weight (net, without packing)		[kg]	322
Comply with ERP			2016;2018
Operation			indoors
Fresh air temperature limits**		°C	-5 - +40
Housing protection class	IP		34

* Calculated wet efficiency.

**For temperatures lower than recommended, use electrical pre-heater to ensure balanced operation.

Temperature efficiency (balanced mass flow):
 Extract air = 20°C/60%RH
 Outdoor air = -7°C / 2°C / 7°C

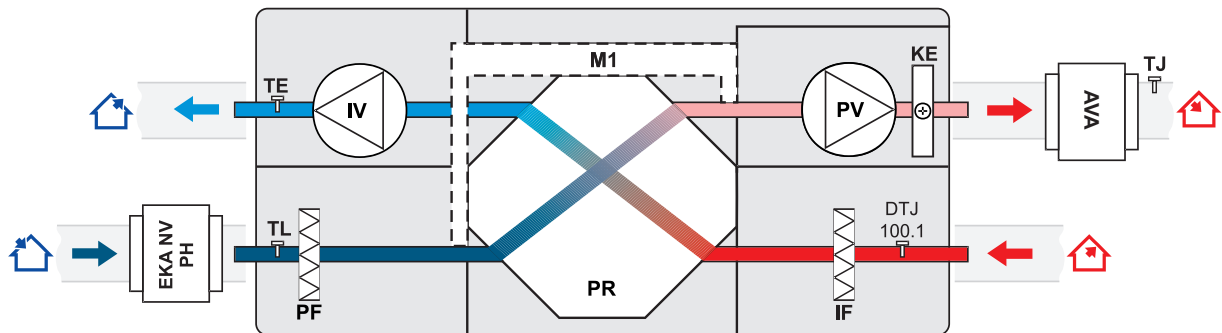
RIS 2500PW EKO 3.0	Lwa total, dB(A)	LWA, dB(A)						
		125 Hz	250 Hz	500 Hz	1 kHz	2 kHz	4 kHz	8 kHz
Supply	80	60	68	72	75	74	71	65
Extract	69	56	60	64	63	60	58	41
Surrounding	62	46	54	56	57	54	50	45

Measured at 2548 m³/h, 102 Pa

RIS P EKO

RIS 400PE EKO 3.0 / RIS 700PE EKO 3.0

(ceiling mounted) **versions with electrical heater**

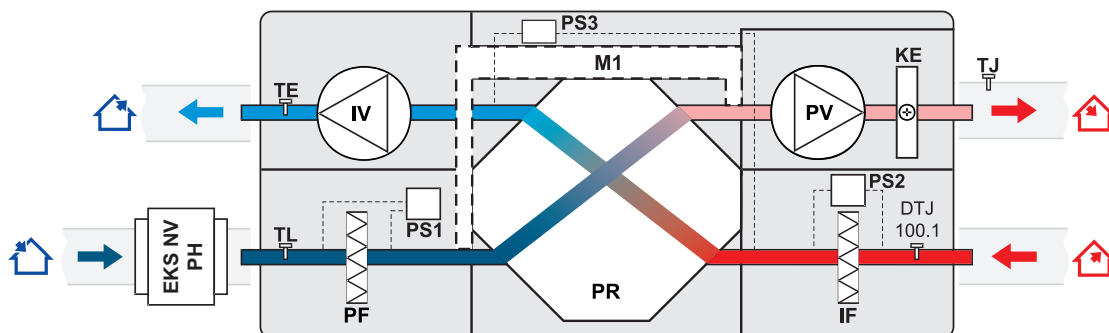


IV - exhaust air fan
 PV - supply air fan
 PR - plate heat exchanger
 PF - filter for supply air (class F7)
 IF - filter for extract air (class M5)
 KE - electrical heater
 M1 - actuator of by-pass damper

TL - fresh air temperature sensor
 TJ - supply air temperature sensor
 TE - exhaust air temperature sensor
 DTJ 100.1 - humidity + temperature sensor
 AVA - optionally supplied water cooler
 EKA NV PH - optional fresh air pre-heater

RIS 1200PE EKO 3.0 / 1900PE EKO 3.0 / 2500PE EKO 3.0

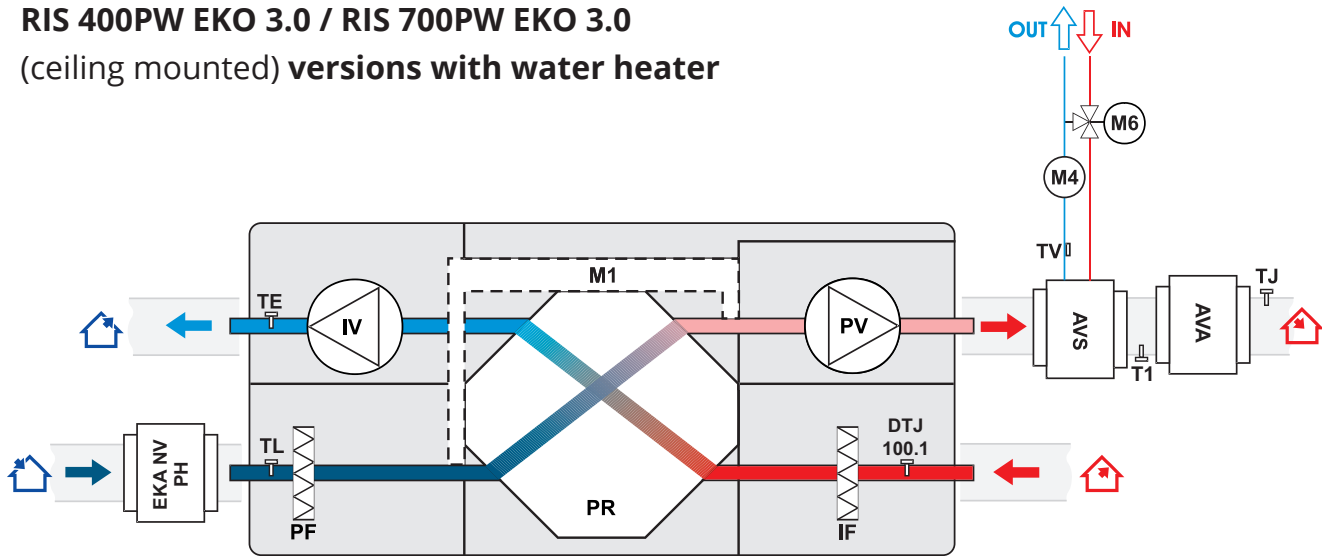
(ceiling mounted) **versions with electrical heater**



IV - exhaust air fan
 PV - supply air fan
 PR - plate heat exchanger
 KE - electrical heater
 PF - filter for supply air (class F7)
 IF - filter for extract air (class M5)
 TE - temperature sensor for exhaust air
 TL - temperature sensor for fresh air

EKS NV PH - optional fresh air pre-heater
 DTJ 100.1 - humidity + temperature sensor
 TJ - temperature sensor for supply air
 M1 - actuator of by-pass damper
 PS1 - supply air differential pressure switch
 PS2 - extract air differential pressure switch
 PS3 - heat exchanger antifrost pressure switch

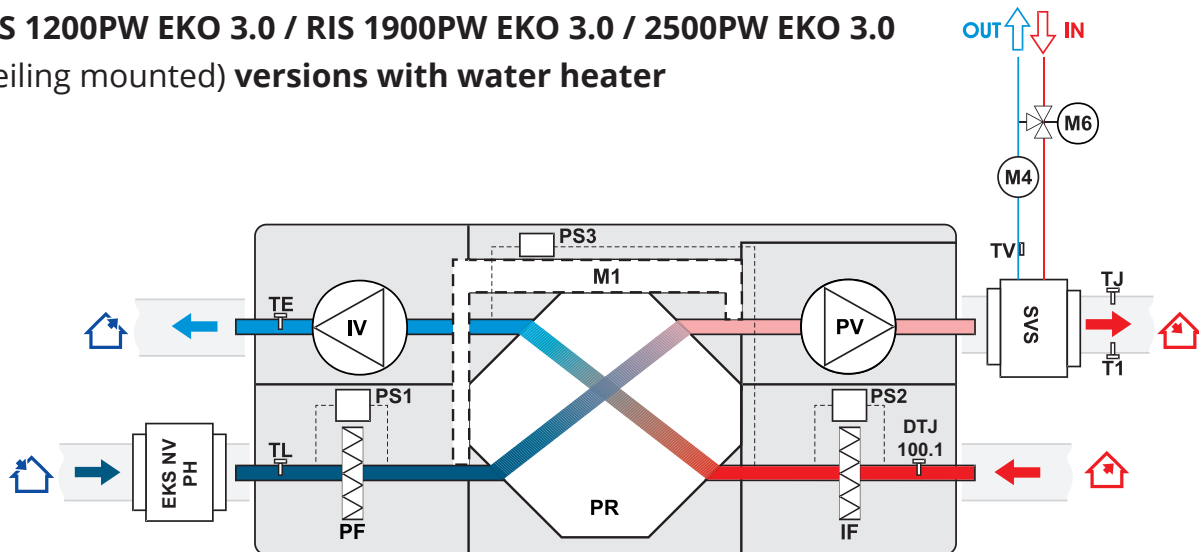
RIS 400PW EKO 3.0 / RIS 700PW EKO 3.0 (ceiling mounted) versions with water heater



IV - exhaust air fan
PV - supply air fan
PR - plate heat exchanger
PF - filter for supply air (class F7)
IF - filter for extract air (class M5)
TV - antifrost sensor
M1 - actuator of by-pass damper
AVA - optionally supplied water cooler

M4 - water heater circulation pump
M6 - optionally supplied mixing valve and motor
TL - fresh air temperature sensor
TJ - supply air temperature sensor
TE - exhaust air temperature sensor
T1 - antifrost thermostat
DTJ 100.1 - humidity + temperature sensor
AVS - optionally supplied water heater
EKA NV PH - optional fresh air pre-heater

RIS 1200PW EKO 3.0 / RIS 1900PW EKO 3.0 / 2500PW EKO 3.0 (ceiling mounted) versions with water heater



IV - exhaust air fan
PV - supply air fan
PR - plate heat exchanger
PF - filter for supply air (class F7)
IF - filter for extract air (class M5)
TE - temperature sensor for exhaust air
TL - temperature sensor for fresh air
TJ - temperature sensor for supply air
T1 - antifrost thermostat

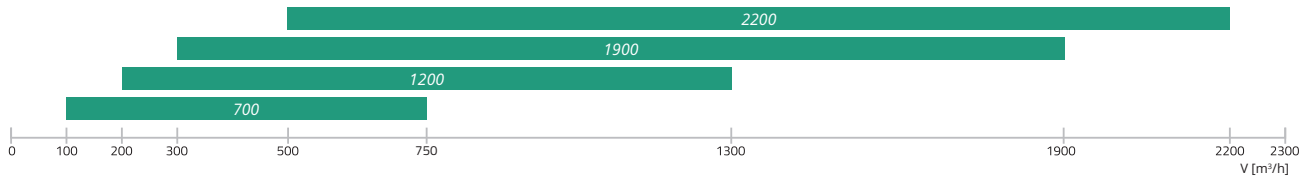
TV - antifrost sensor
DTJ 100.1 - humidity + temperature sensor
M1 - actuator of by-pass damper
M4 - water heater circulation pump
M6 - optionally supplied mixing valve and motor
PS1 - supply air differential pressure switch
PS2 - extract air differential pressure switch
PS3 - heat exchanger antifrost pressure switch
SVS - optionally supplied water heater
EKS NV PH - optional fresh air heater

FUNCTIONS		PRV V2	
		RIS EKO 3.0	
Description of the functions		E	W
Functions			
	Date and time settings	✓	✓
	4 speeds for easy and user-friendly control ("Stop" - the unit is stopped; "Low", medium", and "High". Service menu allows adjusting each speed individually)	✓	✓
	BOOST function (Fans operate at highest speed)	✓	✓
	Comfortable air temperature function	✓	✓
	Cold/heat recovery	✓	✓
	Fire place function	✓	✓
	Dryness protection	✓	✓
	Weekly schedule	✓	✓
	Holiday schedule	✓	✓
	User and service control levels	✓	✓
	Manual air flow balancing	✓	✓
	CO₂ level indication and reduction function	✓	✓
	Night cooling function	✓	✓
	Relative humidity (RH) level indication and reduction function	✓	✓
	Software and configuration update possibility	✓	✓
	Supply air temperature control according to the extract air sensor	✓	✓
	Monitoring function (all sensors and I/O)	✓ ²	✓ ²
	Mode switch (start/stop)	✓	✓
	Extracted air relative humidity converter	✓	✓
	Manual components control	✓ ¹	✓ ¹
Functional units			
Fans			
	Soft start and stop	✓	✓
	Fan failure protection	✓	✓
	Speed synchronous/asynchronous 0-10V control	✓	✓
Electric heater			
	On/Off / PWM control	✓	
	Manual protection	✓	
	Overheat protection (additional protection software)	✓	✓
Water heater			
	Pulse-width modulation (PWM) valve actuator control		✓
	Protection using temperature sensor		✓
	Protection using thermostat (NC)		✓
	Circulation pump control		✓
	Return water temperature sensor	✓	✓
DX cooler			
	Control On/Off	✓	✓
Water cooler			
	Pulse-width modulation (PWM) valve actuator control		✓
	Control with three-positional valve actuator	✓	✓
Bypass damper			
	3-position actuator control	✓	✓
Filter pollution monitoring			
	By pressure switch (NC)	✓	✓
	By filter timer	✓	✓
Sensors			
	Supply air temperature sensor	✓	✓
	Fresh air temperature sensor	✓	✓
	Exhaust air temperature sensor	✓	✓
	Extract air temperature sensor	✓	✓
Emergency signals and inputs/outputs			
	Fire protection input	✓	✓
	Working indication output	✓	✓
	Alarm indication output	✓	✓
Remote controllers			
	Stouch	✓	✓
	Flex	✓	✓
	Ptouch	✓	✓
	MB-Gateway	✓	✓

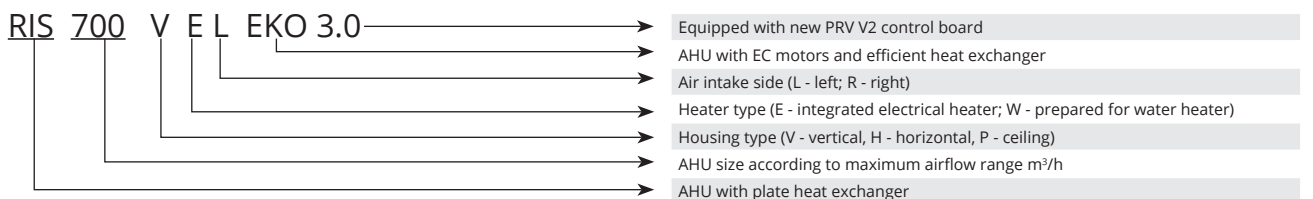
1 With FLEX TEST remote controller

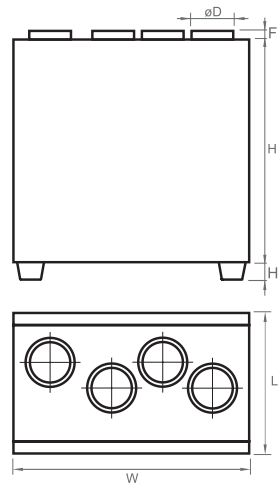
2 Only sensors

RIS V EKO



Application	Ventilation of houses, offices or other heated premises (classrooms, apartments, conference rooms, etc.)
Description	<p>RIS V EKO 3.0 is a range of heat recovery units with high-efficiency counter-flow heat exchangers and vertical duct connections. Units are designed for placement on the floor. Due to vertical ducting, the units are suitable for installation in various premises (basements, boiler rooms, etc). There are 4 sizes (airflow interval 700-2200 m³/h) with left/right connection sides.</p> <p>RIS V EKO 3.0 units have high overall energy savings due to the highly efficient heat recovery (up to 90%), quiet and economical EC fans, effective low-pressure-drop filters and top-level of air tightness. Energy efficiency ensures full thermal comfort for passive houses, without an additional pre-heater at temperatures above -5°C.</p> <p>All the RIS V EKO 3.0 units are fully equipped with automatic controls. Optional external sensors for CO₂ and humidity and so the event planning feature will help to control automatically your climate (demand-level control).</p> <p>RIS V EKO 3.0 units are service-friendly and are easy to mount. Filter pollution may be identified by timers or contamination controls (RIS 1200-2200 V EKO 3.0). All units are supplied tested and ready to install.</p>
Remote control	<p>Three remote control options are available:</p> <ol style="list-style-type: none"> 1. Flex, Stouch or Ptouch remote controllers. 2. Building management system connections. 3. Remote control via PC MB-Gateway.
Features	<ul style="list-style-type: none"> › Vertical mounting with left/right versions. › Ready for Passive House technology: high efficiency. › Easy and quick mounting. › Water/electrical heating options. › Fully integrated plug-and-play control system.
Construction	<ul style="list-style-type: none"> › Construction from double-skinned steel, with powder coated paint, panels. › Acoustic and thermal wall insulation: RIS 700 V EKO 3.0 – 30 mm, RIS1200-2200 V EKO 3.0 – 50 mm. › RIS 700 V EKO 3.0 powder-coated white housing RAL 9016; RIS 1200-2200 V EKO 3.0 powder-coated grey housing RAL 7040. › Integrated electrical heater or optional water heater/cooler on the duct. › Low-pressure-drop filters: F7/M5. › Hinged door with locks grants easy access to internal components by. › Stainless steel condensate tray. › Fitted with mounting brackets (optional). › Integrated anti-frost pressure switch (RIS 1200-2200 V EKO 3.0).









Dimensions [mm]						
Unit	L	W	H	øD	H ₁	F
RIS 700VE/VW EKO 3.0	670	1000	980	250	126	40
RIS 1200VE/VW EKO 3.0	760	1350	1200	315	126	40
RIS 1900VE/VW EKO 3.0	800	2000	1600	400	140	70
RIS 2200VE/VW EKO 3.0	800	2000	1600	400	140	70

Optional accessories										
Unit	Flex Stouch Ptouch MB-Gateway	S-1141 S-RC02-F2 S-KFF-U	AKS	AVS	AVA	OC	EKA NV PH	AP SKG	SP Supply	SP Exhaust
RIS 700VE EKO 3.0	+	+	250	-	250	250	250	250	CM230-1-F-L	
RIS 700VW EKO 3.0	+	+	250	250	250	250	250	250	TF230	CM230-1-F-L
RIS 1200VE EKO 3.0	+	+	315	-	315	315	315	315	LM230A-TP	
RIS 1200VW EKO 3.0	+	+	315	315	315	315	315	315	LF230	LM230A-TP
RIS 1900VE EKO 3.0	+	+	400	-	400	400	400	400	SM230A-TP	
RIS 1900VW EKO 3.0	+	+	400	400	400	400	400	400	NFA	SM230A-TP
RIS 2200VE EKO 3.0	+	+	400	-	400	400	400	400	SM230A-TP	SM230A-TP
RIS 2200VW EKO 3.0	+	+	400	400	400	400	400	400	NFA	SM230A-TP

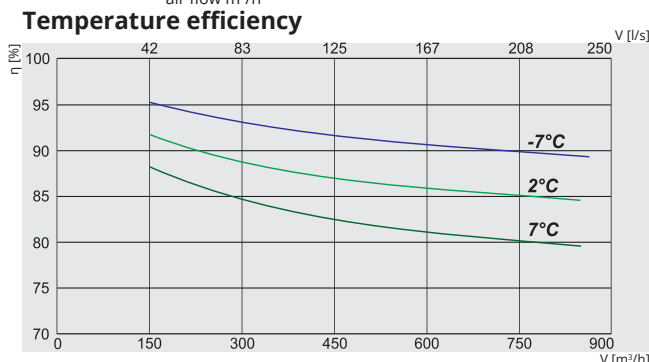
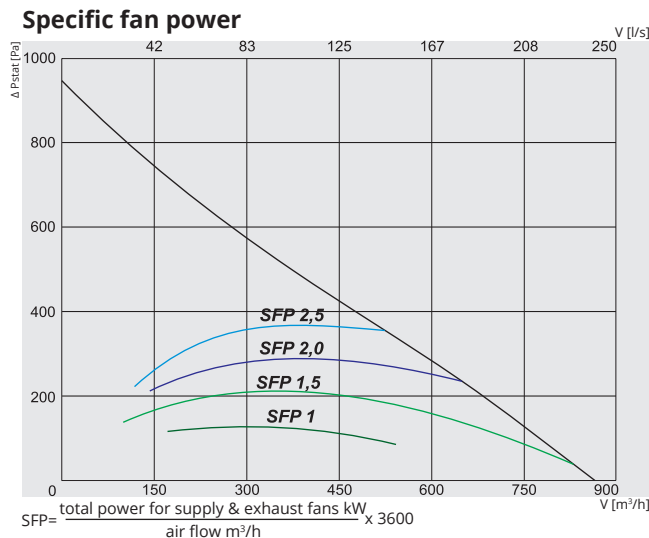
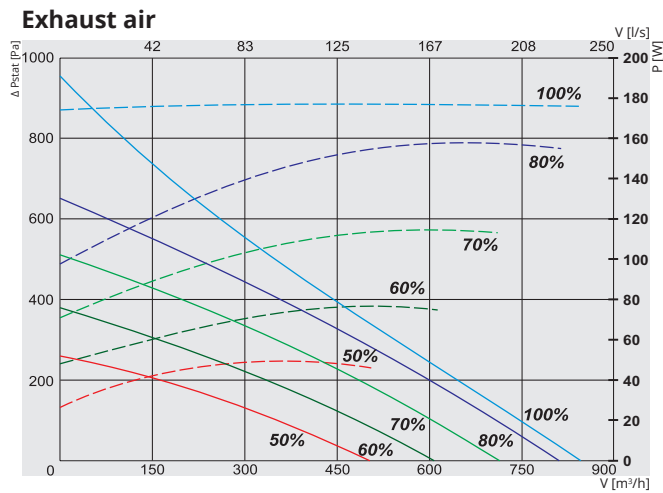
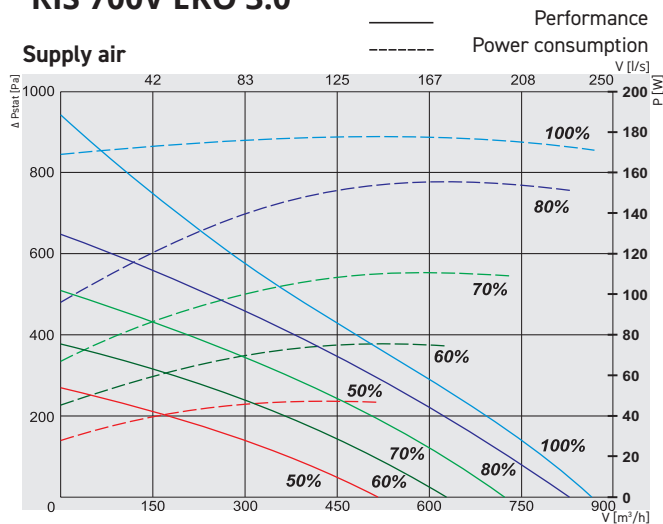
Optional accessories						
Unit	SSB Heating	SSB Cooling	RMG 80/60°C	RMG 60/40°C	VVP/VXP 80/60°C	VVP/VXP 60/40°C
RIS 700VE EKO 3.0	-	81	-	-	-	-
RIS 700VW EKO 3.0	61	81	3-1,0-4	3-0,63-4	45.10-1,0	45.10-0,63
RIS 1200VE EKO 3.0	-	81	-	-	-	-
RIS 1200VW EKO 3.0	61	81	3-0,63-4	3-0,63-4	45.10-0.63	45.10-0.63
RIS 1900VE EKO 3.0	-	81	Heaters, coolers and RMG/VVP/VXP data online selection program: www.salda.it			
RIS 1900VW EKO 3.0	61	81				
RIS 2200VE EKO 3.0	-	81				
RIS 2200VW EKO 3.0	61	81				

Accessories

Remote controller  Ptouch p. 175	Control panel  Flex p. 177	Remote controller  Stouch p. 176	Network Module  MB-Gateway p. 178	Pressure transmitter  S-1141 p. 179	CO2 sensor  S-RC02-F2 p. 180	Humidity sensor  S-KFF-U p. 181	Shut-off damper  SKG p. 212
Thermic water valve actuator  SSB p. 195	Actuator for dampers  SP p. 210	Circular duct silencer  AKS p. 216	Electric duct heater  EKA NV PH p. 201	Heating coil  AVS p. 185	Circular duct water cooler  AVA p. 193	Mixing point  RMG p. 196	2 and 3 way valves  VVP/VXP p. 197

RIS V EKO

RIS 700V EKO 3.0



RIS 700VL EKO 3.0

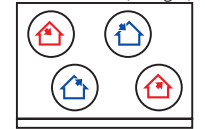
Air intake side (L - left)



View from inspection side

RIS 700VR EKO 3.0

Air intake side (R - right)



View from inspection side

🏠 Exhaust air
 🏠 Extract air
 🏠 Outdoor air
 🏠 Supply air

Article No.	Version
GAGRIS1778_0039A	700VEL EKO 3.0 Left-hand maintenance version with integrated electrical heater
GAGRIS1780_0041A	700VWL EKO 3.0 Left-hand maintenance version prepared for optional water heater
GAGRIS1777_0038A	700VER EKO 3.0 Right-hand maintenance version with integrated electrical heater
GAGRIS1779_0040A	700VWR EKO 3.0 Right-hand maintenance version prepared for optional water heater

700VE / VW EKO 3.0

Water heater (optional) VW ver.	AVS 250
Electrical heater VE ver.	phase/voltage [50Hz/VAC] ~1, 230
	[kW] 1,2
EC fans	phase/voltage [50Hz/VAC] ~1, 230
exhaust	power/current [kW/A] 0,168/1,4
	fan speed [min ⁻¹] 3230
supply	power/current [kW/A] 0,168/1,4
	fan speed [min ⁻¹] 3230
Thermal efficiency up to*	90%
Motorized by-pass	+
Max power consumption VE / VW	[kW/A] 1,54/8,01 0,34/2,80
Control board	PRV V2
Filter class	exhaust/supply M5/M5
Housing insulation, mineral wool	[mm] 30
Colour	RAL white 9016
Weight (net, without packing)	[kg] 112,5 112
Comply with ERP	2016; 2018
Operation	indoors
Fresh air temperature limits**	°C -5 - +40
Housing protection class	IP 34

* Calculated according EN 13141-7.

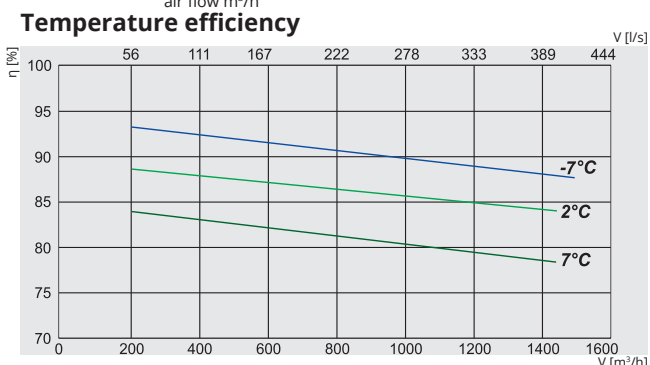
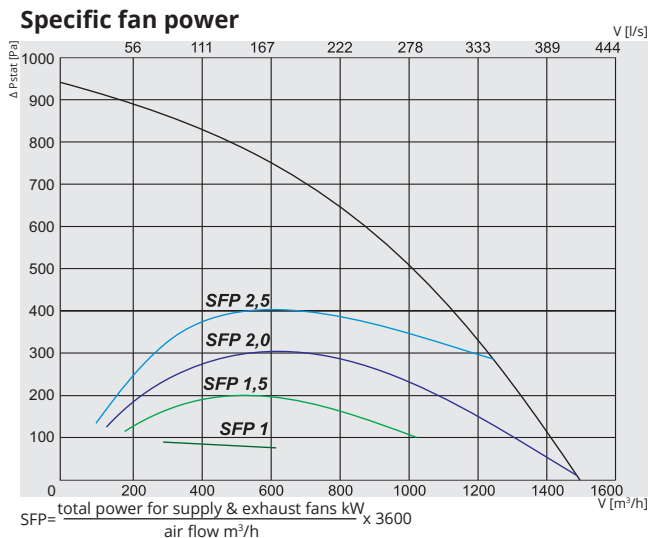
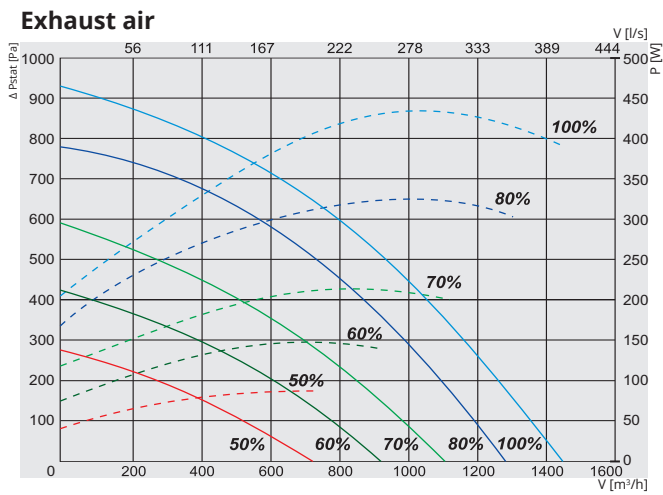
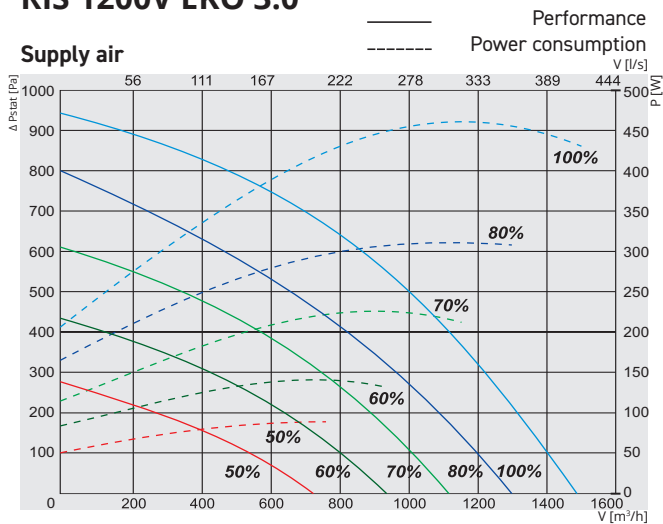
**For temperatures lower than recommended, use electrical pre-heater to ensure balanced operation.

Temperature efficiency (balanced mass flow) EN 13141-7:
 Extract air = 20°C/60%RH
 Outdoor air = -7°C / 2°C / 7°C

700V EKO 3.0	Lwa total, dB(A)	125 Hz	250 Hz	500 Hz	1 kHz	2 kHz	4 kHz	8 kHz
Supply	74	68	65	67	66	65	58	56
Extract	60	45	57	53	52	47	42	38
Surrounding	56	51	50	49	45	44	41	37

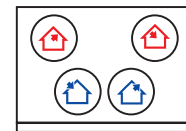
Measured at 750 m³/h, 100 Pa

RIS 1200V EKO 3.0



RIS 1200VL EKO 3.0

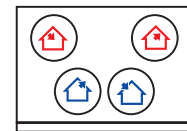
Air intake side (L - left)



View from inspection side

RIS 1200VR EKO 3.0

Air intake side (R - right)



View from inspection side

Article No.	Version
GAGRIS1776_0043A	1200VEL EKO 3.0 Left-hand maintenance version with integrated electrical heater
GAGRIS1784_0045A	1200VWL EKO 3.0 Left-hand maintenance version prepared for optional water heater
GAGRIS1775_0042A	1200VER EKO 3.0 Right-hand maintenance version with integrated electrical heater
GAGRIS1783_0044A	1200VVR EKO 3.0 Right-hand maintenance version prepared for optional water heater

1200VE / VW EKO 3.0

Water heater (optional) VW ver.	AVS/AVA 315	
Electrical heater VE ver.	phase/voltage [50Hz/VAC]	~1, 230
	[kW]	2,0
EC fans	phase/voltage [50Hz/VAC]	~1, 230
exhaust	power/current [kW/A]	0,430/2,95
	fan speed [min ⁻¹]	3400
supply	power/current [kW/A]	0,435/2,9
	fan speed [min ⁻¹]	3400
Thermal efficiency up to*	90%	
Motorized by-pass	+	
Max power consumption VE / VW	[kW/A]	2,87/14,49 0,87/5,89
Control board	PRV V2	
Filter class	exhaust/supply	M5/F7
Housing insulation, mineral wool	[mm]	50
Colour	RAL	grey 7040
Weight (net, without packing)	[kg]	152
Comply with ERP	2016; 2018	
Operation	indoors	
Fresh air temperature limits**	°C	-5 - +40
Housing protection class	IP	34

* Calculated wet efficiency.

**For temperatures lower than recommended, use electrical pre-heater to ensure balanced operation.

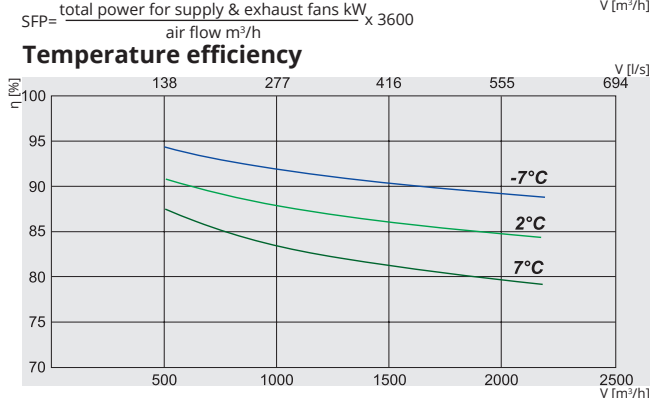
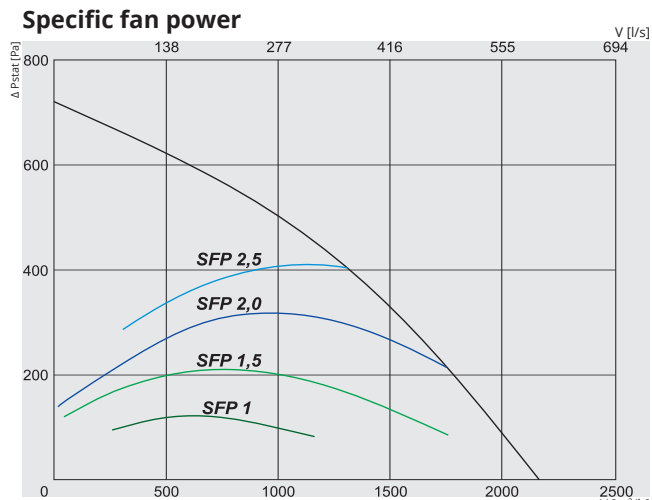
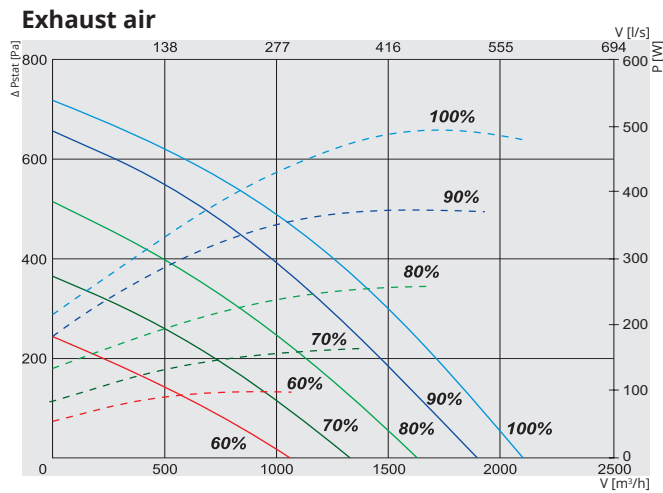
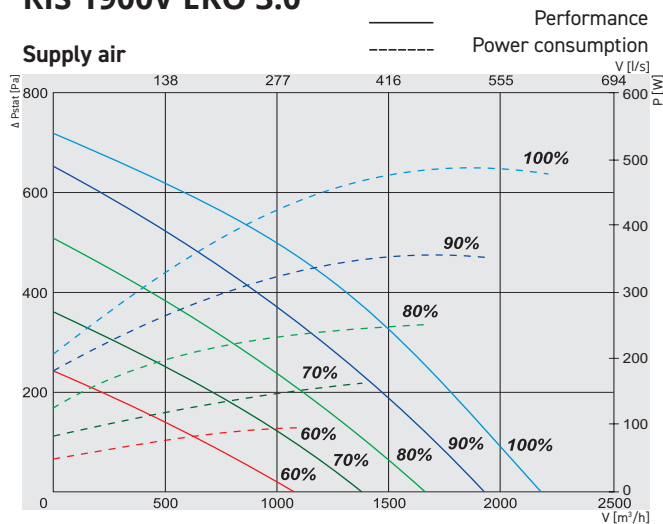
Temperature efficiency (balanced mass flow):
Extract air = 20°C/60%RH
Outdoor air = -7°C / 2°C / 7°C

1200V EKO 3.0	Lwa total, dB(A)		LWA, dB(A)					
	125 Hz	250 Hz	500 Hz	1 kHz	2 kHz	4 kHz	8 kHz	
Supply	79	66	75	73	72	70	67	58
Extract	68	62	63	64	58	53	48	43
Surrounding	58	51	52	53	50	49	45	40

Measured at 1300 m³/h, 120 Pa

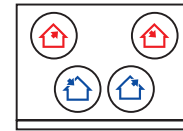
RIS V EKO

RIS 1900V EKO 3.0



RIS 1900VL EKO 3.0

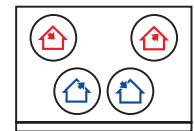
Air intake side (L - left)



View from inspection side

RIS 1900VR EKO 3.0

Air intake side (R - right)



View from inspection side

🏠 Exhaust air
 🏠 Extract air
 🏠 Outdoor air
 🏠 Supply air

Article No.	Version	Description
GAGRIS1786_0049A	1900VEL EKO 3.0	Left-hand maintenance version with integrated electrical heater
GAGRIS1788_0051A	1900VWL EKO 3.0	Left-hand maintenance version prepared for optional water heater
GAGRIS1785_0048A	1900VER EKO 3.0	Right-hand maintenance version with integrated electrical heater
GAGRIS1787_0050A	1900VVR EKO 3.0	Right-hand maintenance version prepared for optional water heater

1900VE / VW EKO 3.0

Water heater (optional) VW ver.		AVS / AVA / Comfort Box 250	
Electrical heater VE ver.	phase/voltage [50Hz/VAC]	~1, 230	
	[kW]		3,0
EC fans	phase/voltage [50Hz/VAC]	~1, 230	
exhaust	power/current [kW/A]		0,49/3,1
	fan speed [min ⁻¹]		2540
supply	power/current [kW/A]		0,49/3,2
	fan speed [min ⁻¹]		2540
Thermal efficiency up to*			90%
Motorized by-pass			+
Max power consumption VE / VW	[kW/A]	3,98 / 19,32	0,98/6,31
Control board			PRV V2
Filter class	exhaust/supply		M5/F7
Housing insulation, mineral wool	[mm]		50
Colour	RAL grey		7040
Weight (net, without packing)	[kg]		290
Comply with ERP			2016;2018
Operation			indoors
Fresh air temperature limits**	°C		-5 - +40
Housing protection class	IP		34

* Calculated wet efficiency.

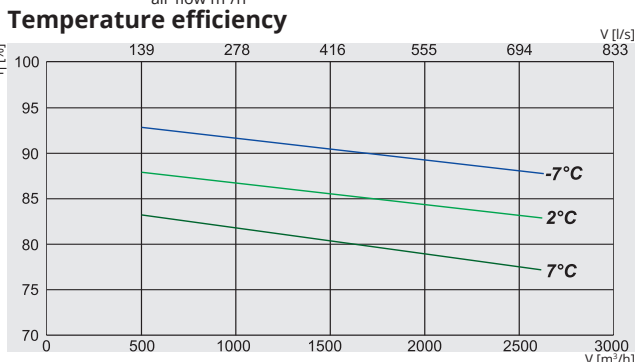
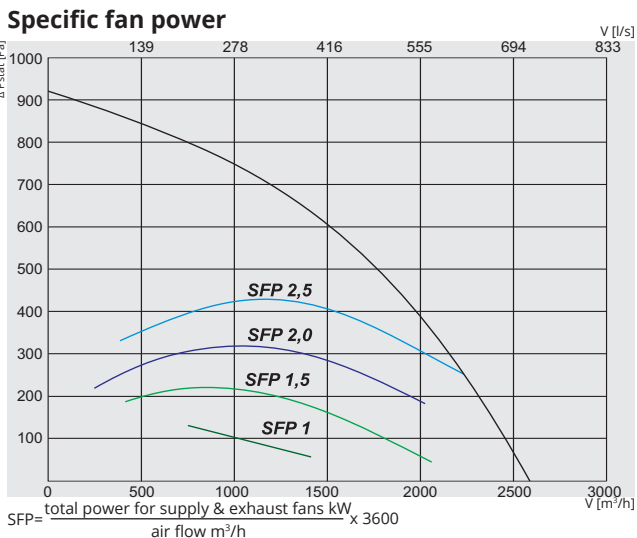
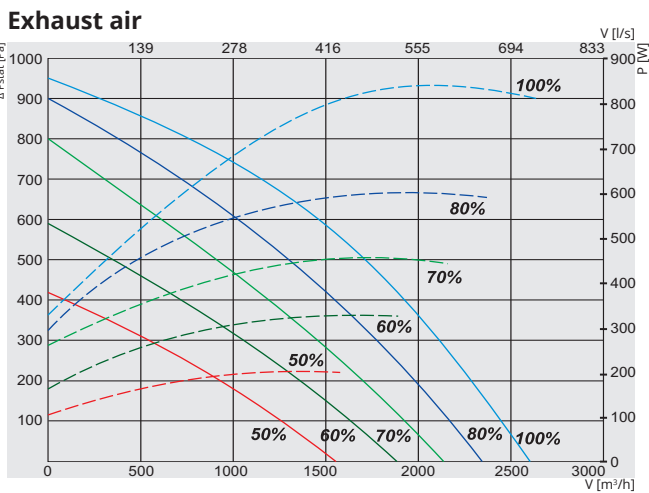
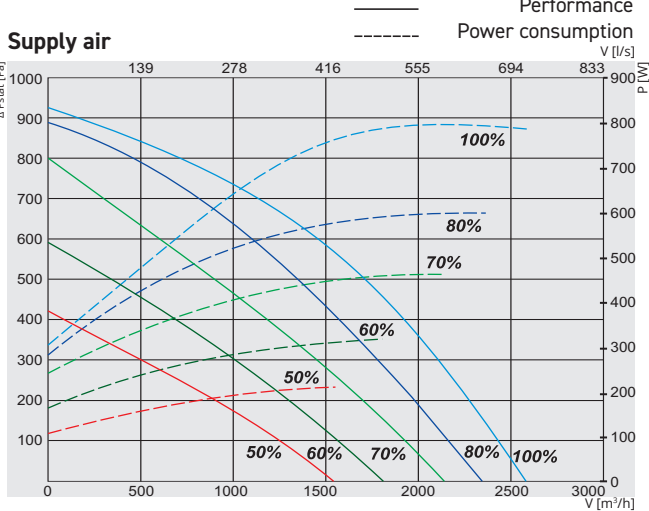
**For temperatures lower than recommended, use electrical pre-heater to ensure balanced operation.

Temperature efficiency (balanced mass flow):
 Extract air = 20°C/60%RH
 Outdoor air = -7°C / 2°C / 7°C

1900V EKO 3.0	LWA, dB(A)							
	Lwa total, dB(A)	125 Hz	250 Hz	500 Hz	1 kHz	2 kHz	4 kHz	8 kHz
Supply	77	64	73	70	71	68	65	59
Extract	66	57	62	60	55	58	56	45
Surrounding	59	48	53	52	50	51	49	42

Measured at 2077 m³/h, 150 Pa

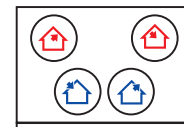
RIS 2200V EKO 3.0



NEW!

RIS 2200VL EKO 3.0

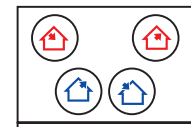
Air intake side (L - left)



View from inspection side

RIS 2200VR EKO 3.0

Air intake side (R - right)



View from inspection side

🏠 Exhaust air
 🏠 Extract air
 🏠 Outdoor air
 🏠 Supply air

Article No.	Version
GAGRIS1935_0134B	2200VEL EKO 3.0 Left-hand maintenance version with integrated electrical heater
GAGRIS1956_0135B	2200VWL EKO 3.0 Left-hand maintenance version prepared for optional water heater
GAGRIS1955_0134B	2200VER EKO 3.0 Right-hand maintenance version with integrated electrical heater
GAGRIS1954_0135B	2200VWR EKO 3.0 Right-hand maintenance version prepared for optional water heater

2200VE / VW EKO 3.0

Water heater (optional) VW ver.	AVS/AVA 400	
Electrical heater VE ver.	phase/voltage [50Hz/VAC]	~1, 230
	[kW]	3,0
EC fans	phase/voltage [50Hz/VAC]	~1, 230
exhaust	power/current [kW/A]	0,715/3,2
	fan speed [min ⁻¹]	2800
supply	power/current [kW/A]	0,715/3,1
	fan speed [min ⁻¹]	2800
Thermal efficiency up to*	90%	
Motorized by-pass	+	
Max power consumption VE / VW	[kW/A] 4,43/19,32	1,43/6,31
Control board	PRV V2	
Filter class	exhaust/supply	M5/F7
Housing insulation, mineral wool	[mm]	50
Colour	RAL grey	7040
Weight (net, without packing)	[kg]	290
Comply with ERP	2016;2018	
Operation	indoors	
Fresh air temperature limits**	°C	-5 - +40
Housing protection class	IP	34

* Calculated wet efficiency.

**For temperatures lower than recommended, use electrical pre-heater to ensure balanced operation.

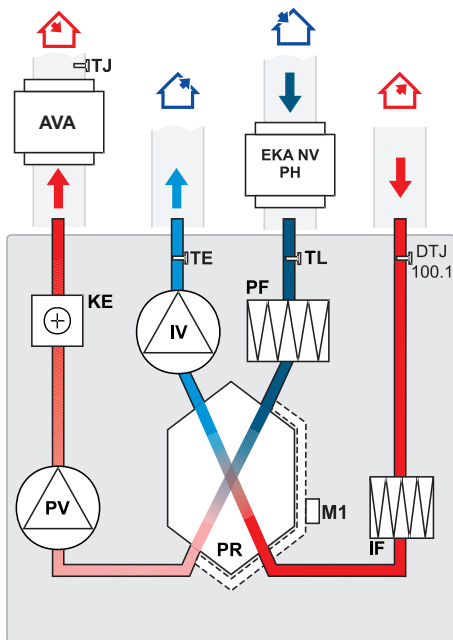
Temperature efficiency (balanced mass flow):
 Extract air = 20°C/60%RH
 Outdoor air = -7°C / 2°C / 7°C

2200V EKO 3.0	Lwa total, dB(A)	63 Hz	125 Hz	250 Hz	500 Hz	LWA, dB(A)	1 kHz	2 kHz	4 kHz	8 kHz
Supply	80	63	65	69	71	74	74	71	65	
Extract	72	60	61	63	66	65	64	62	58	
Surrounding	63	44	51	58	57	55	54	51	46	

Measured at 2150 m³/h, 250 Pa

RIS V EKO

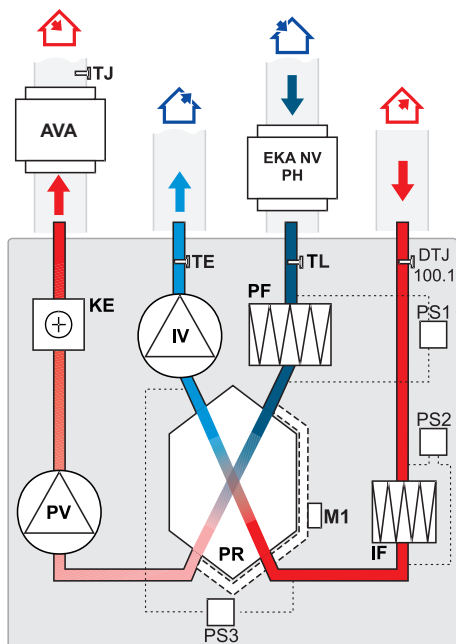
RIS 700VE EKO 3.0 (vertical) version with electrical heater



- IV - exhaust air fan
- PV - supply air fan
- PR - plate heat exchanger
- KE - electrical heater
- PF - filter for fresh air (class M5)
- IF - filter for extract air (class M5)
- M1 - actuator of by-pass damper
- TL - temperature sensor for fresh air
- TJ - temperature sensor for supply air
- TE - temperature sensor for exhaust air
- DTJ 100.1 - humidity + temperature sensor
- EKA NV PH - optional fresh air pre-heater
- AVA - optionally supplied water cooler

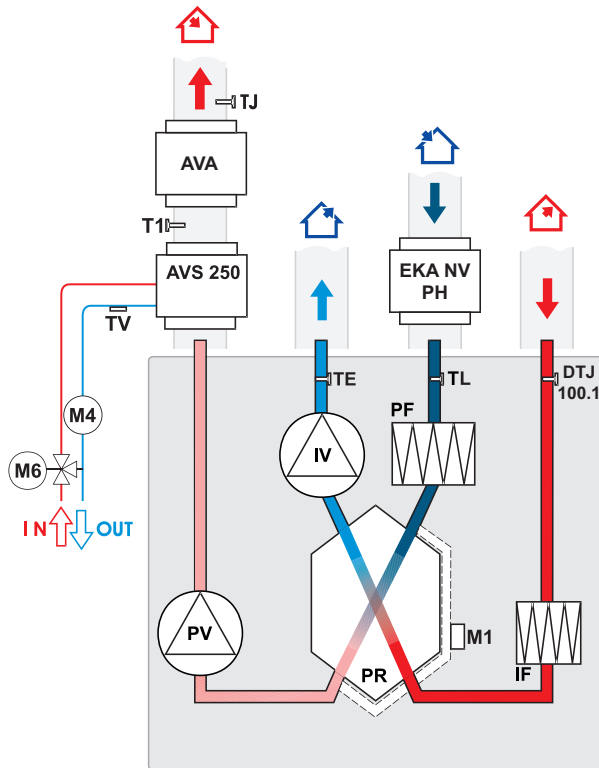
RIS 1200VE EKO 3.0 / RIS 1900VE EKO 3.0 / RIS 2200VE EKO 3.0

(vertical) versions with electrical heater



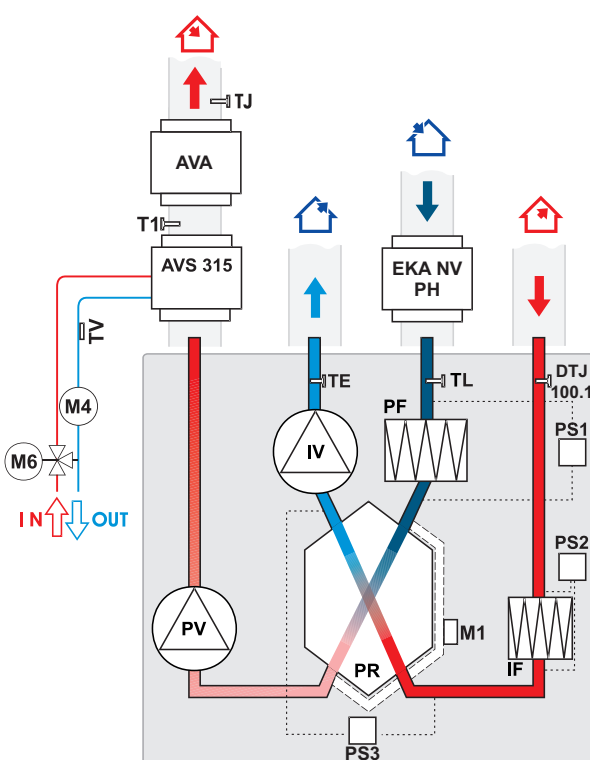
- IV - exhaust air fan
- PV - supply air fan
- PR - plate heat exchanger
- KE - electrical heater
- PF - filter for fresh air (class F7)
- IF - filter for extract air (class M5)
- M1 - actuator of by-pass damper
- TE - temperature sensor for exhaust air
- TL - temperature sensor for fresh air
- TJ - temperature sensor for supply air
- DTJ100.1 - humidity + temperature sensor
- PS1 - supply air differential pressure switch
- PS2 - extract air differential pressure switch
- PS3 - heat exchanger antifrost pressure switch
- EKA NV PH - optional fresh air pre-heater
- AVA - optionally supplied water cooler

RIS 700VW EKO 3.0 (vertical) version with water heater



- AVS** - optionally supplied water heater
- AVA** - optionally supplied water cooler
- IV** - exhaust air fan
- PV** - supply air fan
- PR** - plate heat exchanger
- PF** - filter for fresh air (class M5)
- IF** - filter for extract air (class M5)
- M1** - actuator of by-pass damper
- M6** - optionally supplied mixing valve and motor
- M4** - water heater circulation pump
- TJ** - temperature sensor for supply air
- TE** - temperature sensor for exhaust air
- TL** - temperature sensor for fresh air
- DTJ 100.1** - humidity + temperature sensor
- TV** - antifrost sensor
- T1** - antifrost thermostat
- EKA NV PH** - optional fresh air pre-heater

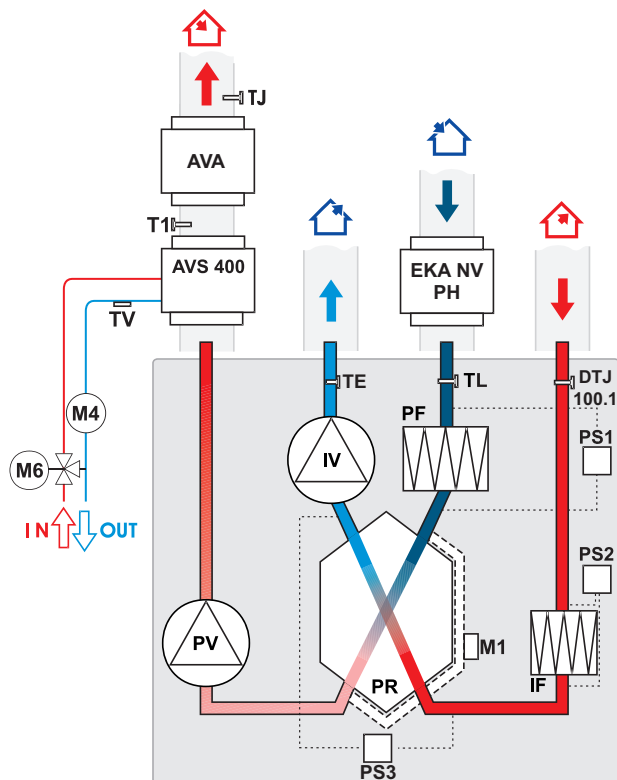
RIS 1200VW EKO 3.0 (vertical) version with water heater



- AVS** - optionally supplied water heater
- AVA** - optionally supplied water cooler
- IV** - exhaust air fan
- PV** - supply air fan
- PR** - plate heat exchanger
- PF** - filter for supply air (class F7)
- IF** - filter for extract air (class M5)
- M1** - actuator of by-pass damper
- M4** - optionally supplied water heater circulation pump
- M6** - optionally supplied mixing valve and motor
- TJ** - temperature sensor for supply air
- TE** - temperature sensor for exhaust air
- TL** - temperature sensor for fresh air
- TV** - antifrost sensor
- T1** - antifrost thermostat
- DTJ100.1** - humidity + temperature sensor
- PS1** - supply air differential pressure switch
- PS2** - extract air differential pressure switch
- PS3** - heat exchanger antifrost pressure switch
- EKA NV PH** - optional fresh air pre-heater

RIS V EKO

RIS 1900VW EKO 3.0 / RIS 2200VW EKO 3.0 (vertical) versions with water heater

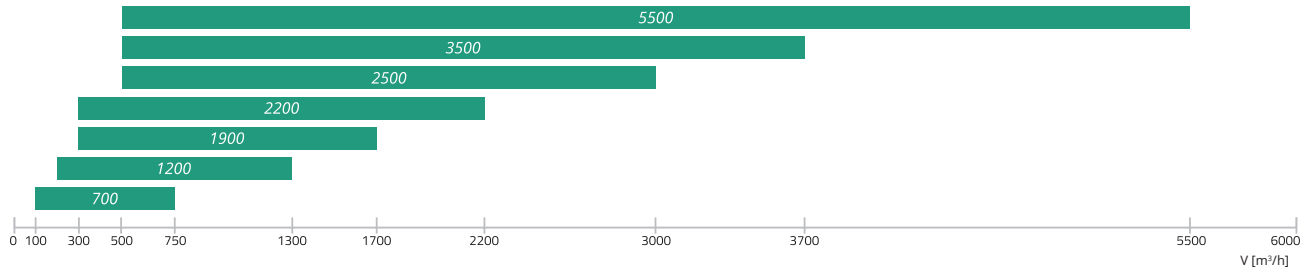


- AVS** - optionally supplied water heater
- AVA** - optionally supplied water cooler
- IV** - exhaust air fan
- PV** - supply air fan
- PR** - plate heat exchanger
- PF** - filter for supply air (class F7)
- IF** - filter for extract air (class M5)
- TL** - temperature sensor for fresh air
- TE** - temperature sensor for exhaust air
- M1** - actuator of by-pass damper
- M6** - optionally supplied mixing valve and motor
- M4** - optionally supplied water heater circulation pump
- TJ** - temperature sensor for supply air
- TV** - antifrost sensor
- T1** - antifrost thermostat
- DTJ100.1** - humidity + temperature sensor
- PS1** - supply air differential pressure switch
- PS2** - extract air differential pressure switch
- PS3** - heat exchanger antifrost pressure switch
- EKA NV PH** - optional fresh air pre-heater

FUNCTIONS		PRV V2	
Description of the functions		RIS EKO 3.0	
		E	W
Functions			
	Date and time settings	✓	✓
4 speeds for easy and user-friendly control ("Stop" – the unit is stopped; "Low", medium", and "High". Service menu allows adjusting each speed individually)		✓	✓
	BOOST function (Fans operate at highest speed)	✓	✓
	Comfortable air temperature function	✓	✓
	Cold/heat recovery	✓	✓
	Fire place function	✓	✓
	Dryness protection	✓	✓
	Weekly schedule	✓	✓
	Holiday schedule	✓	✓
	User and service control levels	✓	✓
	Manual air flow balancing	✓	✓
	CO₂ level indication and reduction function	✓	✓
	Night cooling function	✓	✓
	Relative humidity (RH) level indication and reduction function	✓	✓
	Software and configuration update possibility	✓	✓
	Supply air temperature control according to the extract air sensor	✓	✓
	Monitoring function (all sensors and I/O)	✓2	✓2
	Mode switch (start/stop)	✓	✓
	Extracted air relative humidity converter	✓	✓
	Manual components control	✓1	✓1
Functional units			
Fans			
	Soft start and stop	✓	✓
	Fan failure protection	✓	✓
	Speed synchronous/asynchronous 0-10V control	✓	✓
Electric heater			
	On/Off / PWM control	✓	
	Manual protection	✓	
	Overheat protection (additional protection software)	✓	✓
Water heater			
	Pulse-width modulation (PWM) valve actuator control		✓
	Protection using temperature sensor		✓
	Protection using thermostat (NC)		✓
	Circulation pump control		✓
	Return water temperature sensor	✓	✓
DX cooler			
	Control On/Off	✓	✓
Water cooler			
	Pulse-width modulation (PWM) valve actuator control		✓
	Control with three-positional valve actuator	✓	✓
Bypass damper			
	3-position actuator control	✓	✓
Filter pollution monitoring			
	By pressure switch (NC)	✓	✓
	By filter timer	✓	✓
Sensors			
	Supply air temperature sensor	✓	✓
	Fresh air temperature sensor	✓	✓
	Exhaust air temperature sensor	✓	✓
	Extract air temperature sensor	✓	✓
Emergency signals and inputs/outputs			
	Fire protection input	✓	✓
	Working indication output	✓	✓
	Alarm indication output	✓	✓
Remote controllers			
	Stouch	✓	✓
	Flex	✓	✓
	Ptouch	✓	✓
	MB-Gateway	✓	✓

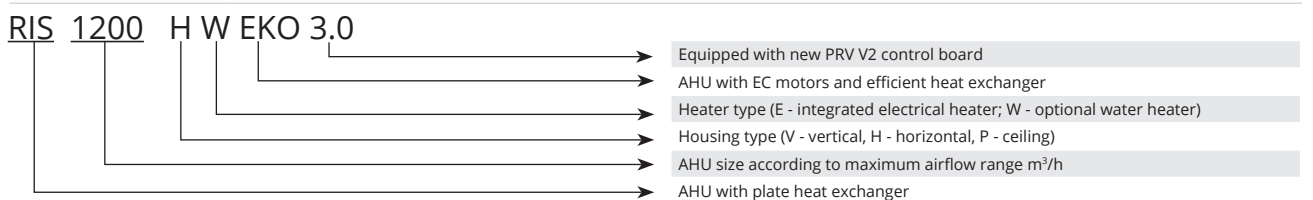
1	With FLEX TEST remote controller	2	Only sensors
---	----------------------------------	---	--------------

RIS H EKO

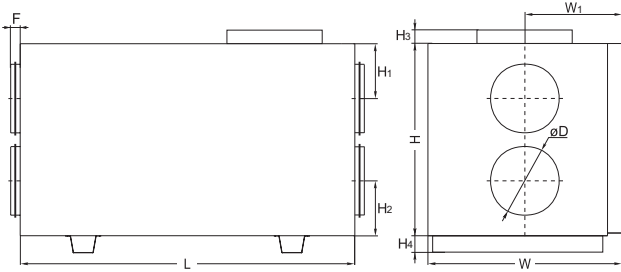


AIR HANDLING UNITS

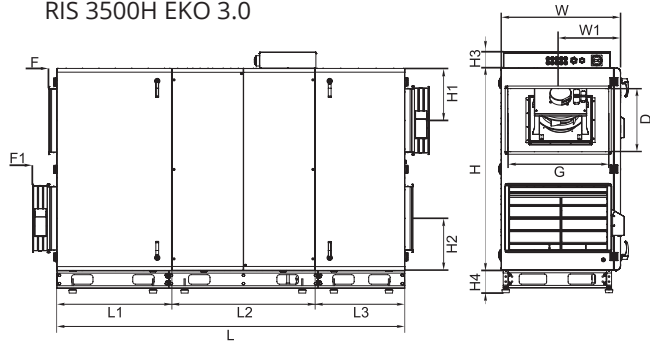
Application	Ventilation of houses, offices or other heated premises (classrooms, apartments, conference rooms, etc.)
Description	<p>RIS H EKO 3.0 is a range of heat recovery units with high-efficiency counter-flow heat exchangers and horizontal duct connections. Units are designed for placement on the floor. Due to the horizontal ducting, there is a wide range of applications for outdoor placement. There are 7 sizes (airflow interval 700-5500 m³/h). RIS H EKO 3.0 units have high overall energy savings due to the highly efficient heat recovery (up to 90%), quiet and economical EC fans, effective low-pressure-drop filters and top-level of air tightness. Energy efficiency ensures full thermal comfort for passive houses, without an additional pre-heater at temperatures above -5°C.</p> <p>All the RIS H EKO 3.0 units are fully equipped with automatic controls. Optional external sensors for CO₂ and humidity and the event planning feature will help to control automatically your climate (demand-level control).</p> <p>RIS 1200-5500 H EKO 3.0 units have outdoor versions with roofing and outlet cover.</p> <p>RIS H EKO 3.0 units are service-friendly and are easy to mount. Filter pollution may be identified by timers or contamination controls (RIS 1200-5500 H EKO 3.0).</p> <p>All units are supplied tested and ready to install.</p>
Remote control	<p>Three* remote control options are available:</p> <ol style="list-style-type: none"> 1. Flex, Stouch or Ptouch remote controllers. 2. Building management system connections. 3. Remote control via PC MB-Gateway. <p>*RIS 1900-5500 H EKO 3.0 units can be optionally provided with SIEMENS Climatix controllers.</p>
Features	<ul style="list-style-type: none"> › Outdoor versions. › Ready for Passive House technology: high efficiency. › Easy and quick mounting. › Water/electrical heating options. › Fully integrated plug-and-play control system.
Construction	<ul style="list-style-type: none"> › Construction from double-skinned steel, with powder coated paint, panels. › Acoustic and thermal wall insulation: RIS 700 H EKO 3.0 – 30 mm, RIS 1200-5500 H EKO 3.0 – 50 mm. › RIS 700 H EKO 3.0 powder-coated white housing RAL 9016; RIS 1200 – 5500 powder-coated grey housing RAL7040. › RIS 1900-5500 H EKO 3.0 optional roof and outlet covers for outdoor placement. › RIS 3500 H EKO 3.0 delivered in three sections and RIS 5500 H EKO 3.0 - in two sections. › Integrated electrical heater or optional duct-based water heater/cooler. › Low-pressure-drop filters: F7/M5. › Hinged door with locks grants easy access to internal components. › Separate compartment on the top of the unit grants quick access to the control board (plug-and-play). › Stainless steel condensate tray. › Fitted with mounting brackets (optional for RIS 700-1900 H EKO 3.0, RIS 2500-5500 H EKO 3.0 - included). › Integrated anti-frost pressure switch (RIS H 1200-5500 H EKO 3.0).



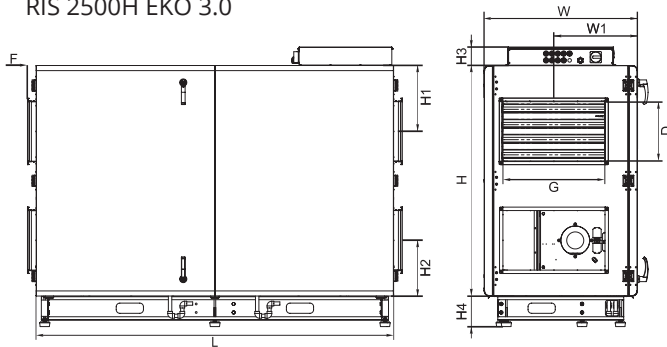
RIS 700H EKO 3.0 - RIS 2200H EKO 3.0



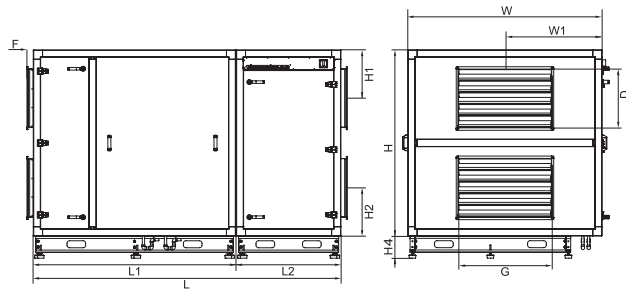
RIS 3500H EKO 3.0



RIS 2500H EKO 3.0


























RIS 5500H EKO 3.0



Dimensions [mm]

Unit	L	L ₁	L ₂	L ₃	W	W ₁	øD	G	D	H	H ₁	H ₂	H ₃	H ₄	F	F ₁
RIS 700HE/HW EKO 3.0	1200	-	-	-	670	335	250	-	-	780	210	210	65	126	40	-
RIS 1200HE/HW EKO 3.0	1500	-	-	-	760	380	315	-	-	1000	269	269	70	141	40	-
RIS 1900HE/HW EKO 3.0	1800	-	-	-	800	400	400	-	-	1245	331	331	106	141	70	-
RIS 2200HE/HW EKO 3.0	1800	-	-	-	800	400	400	-	-	1245	331	331	106	141	70	-
RIS 2500HE/HW EKO 3.0	2100	-	-	-	900	490	-	600	350	1355	387	327	108	180	50	-
RIS 3500HE/HW EKO 3.0	2756	909	1132	709	946	494	-	800	500	1600	413	413	129	180	65	192
RIS 5500HE/HW EKO 3.0	2644	1740	900	-	1670	835	-	800	500	1600	415	415	-	180	55	-

Accessories

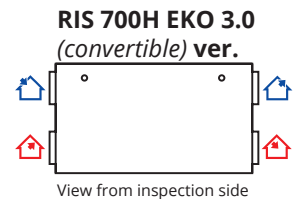

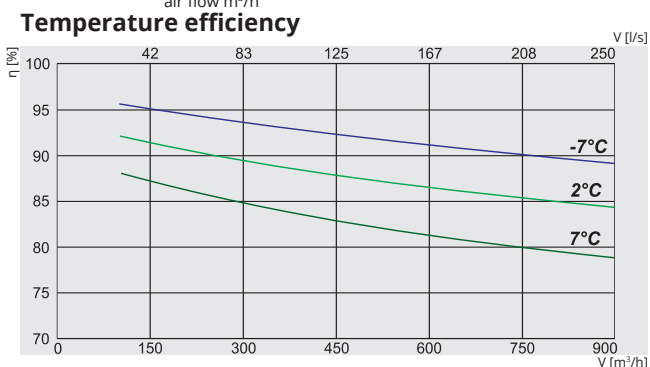
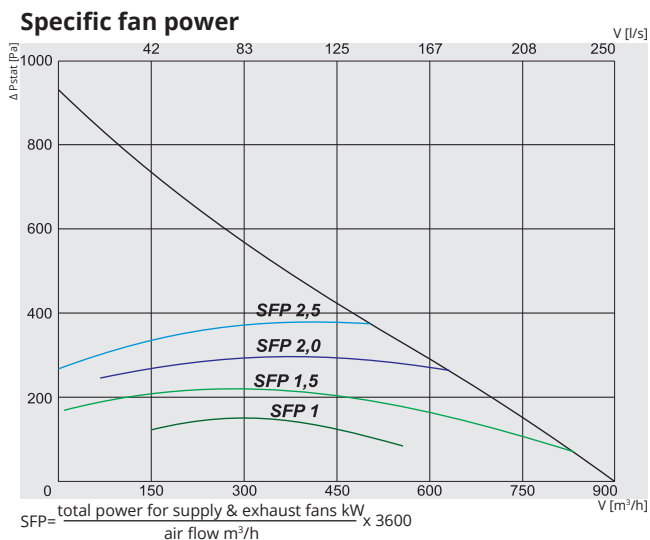
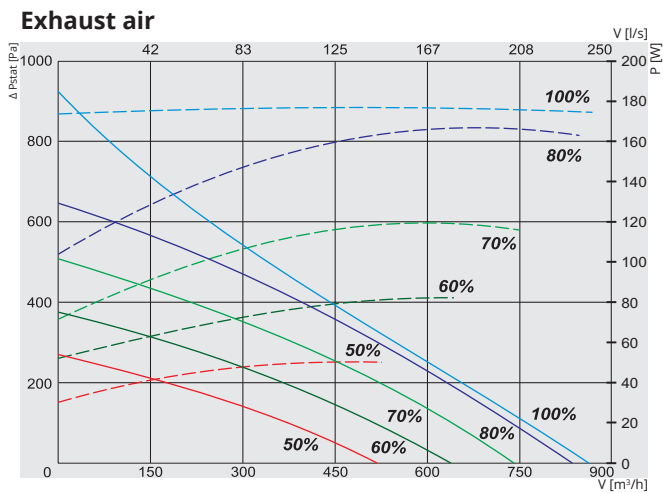
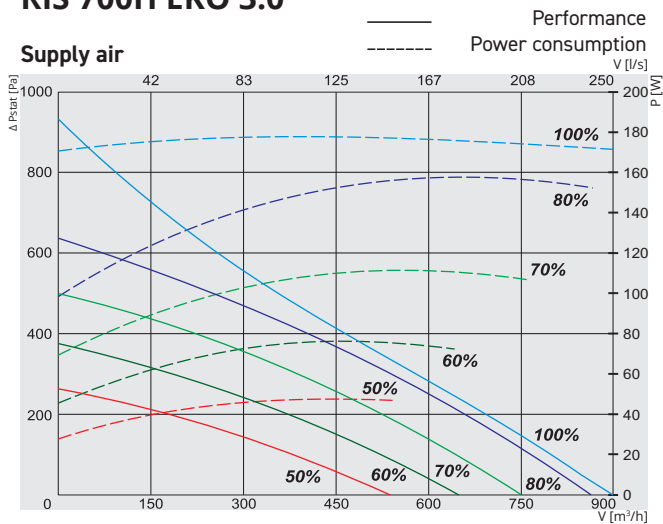
Remote controller  Ptouch p. 175	Control panel  FLEX p. 177	Remote controller  Stouch p. 176	Net module  MB-Gateway p. 178	Shut-off damper  SKG p. 212	Pressure transmitter  S-1141 p. 179	CO2 sensor  S-RC02-F2 p. 180	
Humidity sensor  S-KFF-U p. 181	Thermic water valve actuator  SSB p. 195	Actuator for dampers  SP p. 210	Circular duct silencer  AKS p. 216	Mounting clamp  AP p. 219	Heating coil  AVS p. 185	Electrical duct pre-heater  EKS NV PH p. 203	Electrical duct pre-heater  EKA NV PH p. 201
Circular duct water cooler  AVA p. 193	Water heater coil  SVS p. 190	Mixing point  RMG p. 196	2 and 3 way valves  VVP/VXP p. 197	Comfort Box  CB p. 183	Rectangular duct silencer  SKS p. 215	Outlet cover 	Roof 

RIS H EKO

Unit	Optional accessories								
	Ptouch Stouch Flex MB-Gateway	S-1141 S-RC02-F2 S-KFF-U	AKS SKG AP	SKS SVS	EKS NV PH	AVA AVS	EKA NV PH	SP Supply	SP Exhaust
RIS 700HE EKO 3.0	+	+	250	-	-	250	250	CM230-1-F-L	
RIS 700HW EKO 3.0	+	+	250	-	-	250	250	TF230	CM230-1-F-L
RIS 1200HE EKO 3.0	+	+	315	-	-	315	315	LM230A-TP	
RIS 1200HW EKO 3.0	+	+	315	-	-	315	315	LF230	LM230A-TP
RIS 1900HE EKO 3.0	+	+	400	-	-	400	400	SM230A-TP	
RIS 1900HW EKO 3.0	+	+	400	-	-	400	400	NFA	SM230A-TP
RIS 2200HW EKO 3.0	+	+	400	-	-	400	400	SM230A-TP	
RIS 2200HE EKO 3.0	+	+	400	-	-	400	400	NFA	SM230A-TP
RIS 2500HE EKO 3.0	+	+	-	600x350	600x350	-	-	int	
RIS 2500HW EKO 3.0	+	+	-	600x350	600x350	-	-	int	
RIS 3500HE EKO 3.0	+	+	-	800x500	800x500	-	-	int	
RIS 3500HW EKO 3.0	+	+	-	800x500	800x500	-	-	int	
RIS 5500HE EKO 3.0	+	+	-	800x500	800x500	-	-	int	
RIS 5500HW EKO 3.0	+	+	-	800x500	800x500	-	-	int	

Unit	Optional accessories							
	SSB Heating	SSB Cooling	RMG 80/60°C	RMG 60/40°C	VVP/VXP 80/60°C	VVP/VXP 60/40°C	Comfort Box	Roof Outlet cover
RIS 700HE EKO 3.0	-	81	-	-	-	-	-	-
RIS 700HW EKO 3.0	61	81	3-1,0-4	3-0,63-4	45.10-1,1	45.10-0,63	-	-
RIS 1200HE EKO 3.0	-	81	-	-	-	-	-	-
RIS 1200HW EKO 3.0	61	81	3-0,63-4	3-0,63-4	45.10-0,63	45.10-0,63	-	-
RIS 1900HE EKO 3.0	-	81	Heaters, coolers and RMG/VVP/VXP data online selection program: www.salda.it				400	+
RIS 1900HW EKO 3.0	61	81					400	+
RIS 2200HE EKO 3.0	-	81					400	+
RIS 2200HW EKO 3.0	61	81					400	+
RIS 2500HE EKO 3.0	-	-					600x350	+
RIS 2500HW EKO 3.0	61	-					600x350	+
RIS 3500HE EKO 3.0	-	-					800x500	+
RIS 3500HW EKO 3.0	61	-					800x500	+
RIS 5500HE EKO 3.0	-	-					800x500	+
RIS 5500HW EKO 3.0	61	-					800x500	+

RIS 700H EKO 3.0



Exhaust air Extract air outdoor air Supply air

Article No.	Version
GAGRIS1791_0036A	700HE EKO 3.0 Integrated electrical heater
GAGRIS1972_0037A	700HW EKO 3.0 Optional water heater

700HE / HW EKO 3.0	
Water heater (optional) HW ver.	AVS 250
Electrical heater HE ver.	phase/voltage [50Hz/VAC] ~1, 230
	[kW] 1,2
EC fans	phase/voltage [50Hz/VAC] ~1, 230
exhaust	power/current [kW/A] 0,168/1,4
	fan speed [min ⁻¹] 3230
supply	power/current [kW/A] 0,168/1,4
	fan speed [min ⁻¹] 3230
Thermal efficiency up to*	90%
Motorized by-pass	+
Max power consumption HE/HW	[kW/A] 1,54/8,02 0,34/2,80
Control board	PRV V2
Filter class	exhaust/supply M5/M5
Housing insulation, mineral wool	[mm] 30
Colour	RAL white 9016
Weight (net, without packing)	[kg] 111 110
Comply with ERP	2016; 2018
Operation	indoors
Fresh air temperature limits**	°C -5 - +40
Housing protection class	IP 34

* Calculated according EN 13141-7.

**For temperatures lower than recommended, use electrical pre-heater to ensure balanced operation.

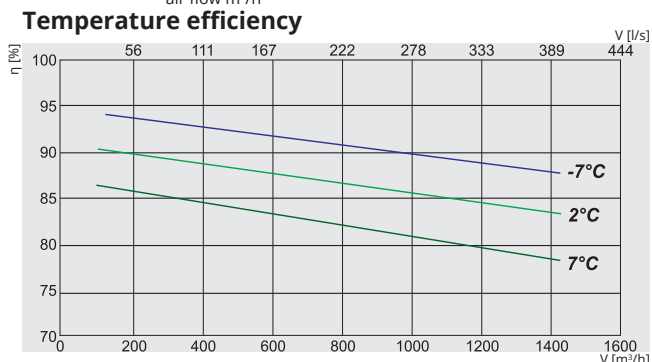
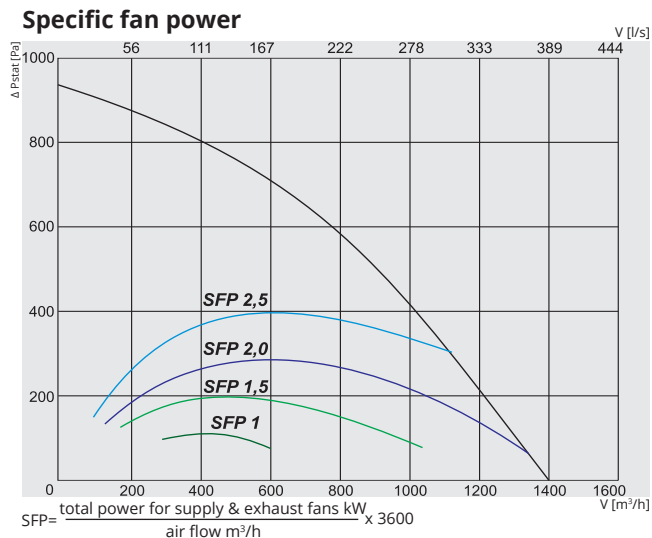
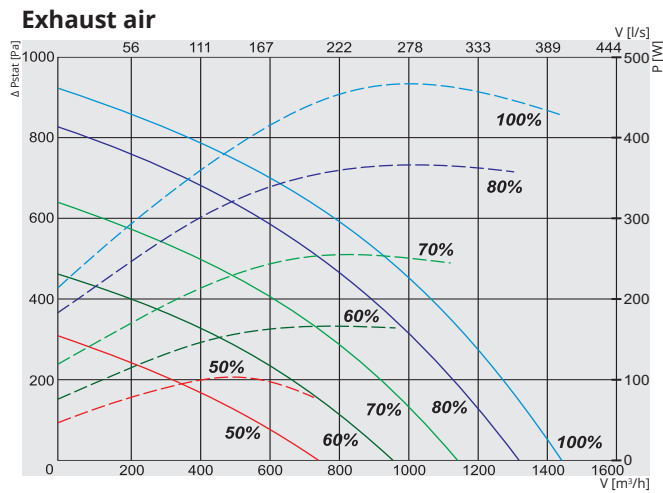
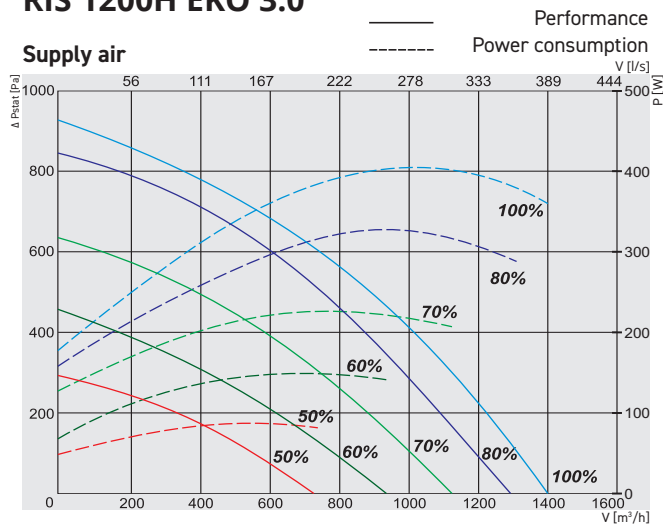
Temperature efficiency (balanced mass flow) EN 13141-7:
Extract air = 20°C/60%RH
Outdoor air = -7°C / 2°C / 7°C

700HE EKO 3.0	Lwa total, dB(A)	125 Hz	250 Hz	500 Hz	1 kHz	2 kHz	4 kHz	8 kHz
Supply	73	65	67	65	64	66	63	54
Extract	61	54	55	57	49	46	41	40
Surrounding	56	45	49	54	45	43	40	37

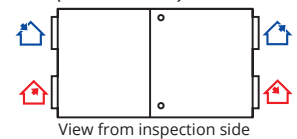
Measured at 760 m³/h, 101 Pa

RIS H EKO

RIS 1200H EKO 3.0



RIS 1200H EKO 3.0
(convertible) ver.



🏠 Exhaust air
 🏠 Extract air
 🏠 Outdoor air
 🏠 Supply air

Article No.	Version
GAGRIS1740_0006A	1200HE EKO 3.0 Integrated electrical heater
GAGRIS1767_0030A	1200HW EKO 3.0 Optional water heater

1200HE / HW EKO 3.0

Water heater (optional) HW ver.	AVS 315	
Electrical heater HE ver.	phase/voltage [50Hz/VAC]	~1, 230
	[kW]	2,0
EC fans	phase/voltage [50Hz/VAC]	~1, 230
exhaust	power/current [kW/A]	0,4/2,61
	fan speed [min ⁻¹]	3400
supply	power/current [kW/A]	0,42/2,72
	fan speed [min ⁻¹]	3400
Thermal efficiency up to*	90%	
Motorized by-pass	+	
Max power consumption HE/HW	[kW/A]	2,82/14,07 0,82 /5,37
Control board	PRV V2	
Filter class	exhaust/supply	M5/F7
Housing insulation, mineral wool	[mm]	50
Colour	RAL	grey 7040
Weight (net, without packing) HE/HW	[kg]	171 173
Comply with ERP	2016; 2018	
Operation	indoors/outdoors***	
Fresh air temperature limits**	°C	-5 - +40
Housing protection class	IP	34

* Calculated wet efficiency.

**For temperatures lower than recommended, use electrical pre-heater to ensure balanced operation.

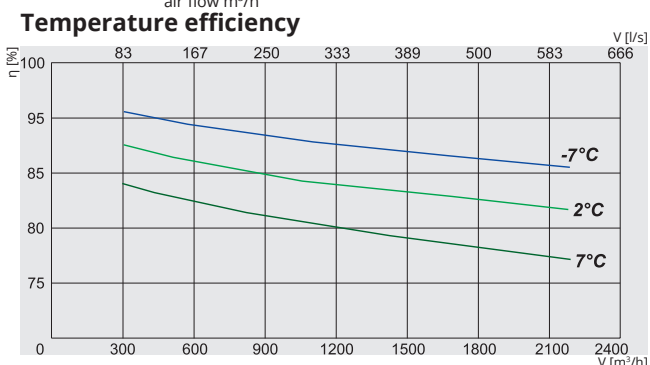
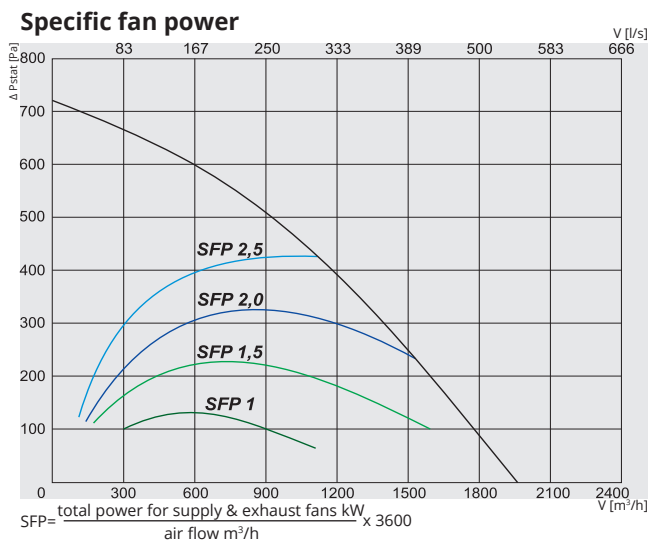
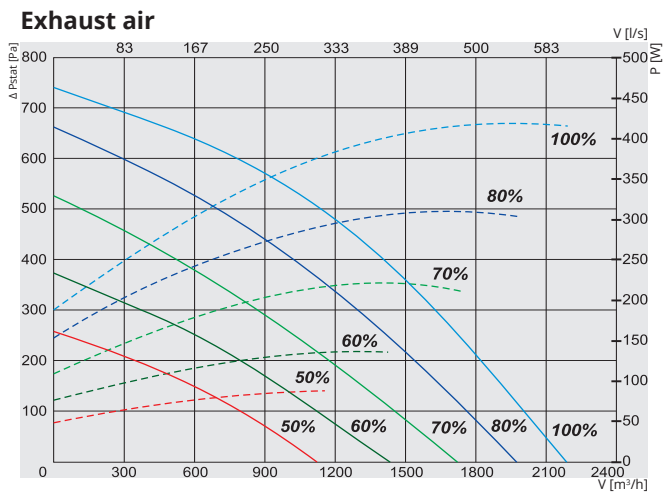
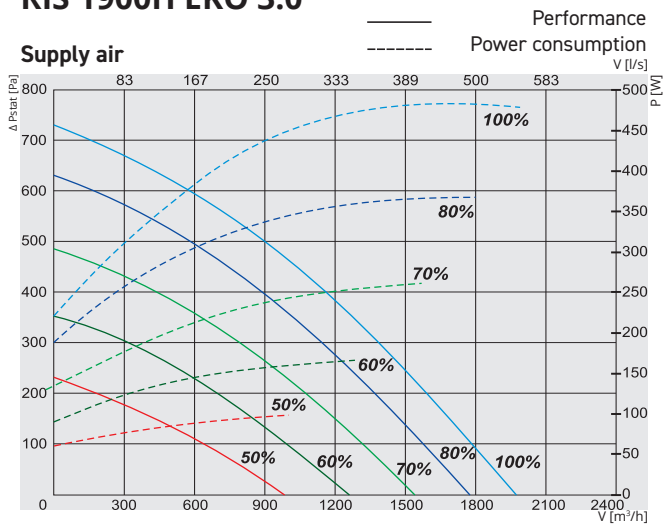
***With proper roof mounted.

Temperature efficiency (balanced mass flow):
Extract air = 20°C/60%RH
Outdoor air = -7°C / 2°C / 7°C

1200H EKO 3.0	Lwa total, dB(A)				LWA, dB(A)			
	75	62	65	71	1 kHz	2 kHz	4 kHz	8 kHz
Supply	75	62	65	71	70	65	63	53
Extract	57	51	49	52	51	45	40	32
Surrounding	53	44	43	48	47	43	40	33

Measured at 1271 m³/h, 119 Pa

RIS 1900H EKO 3.0



RIS 1900HE EKO 3.0 (convertible) ver.



🏠 Exhaust air
 🏠 Extract air
 🏠 Outdoor air
 🏠 Supply air

Article No.	Version
GAGRIS1789_0046A	1900HE EKO 3.0 Integrated electrical heater
GAGRIS1790_0047A	1900HW EKO 3.0 Optional water heater

1900HE / HW EKO 3.0

Water heater (optional) HW ver.	AVS / Comfort Box 400		
Electrical heater HE ver.	phase/voltage [50Hz/VAC]	~1, 230	
	[kW]	3,0	
EC fans	phase/voltage [50Hz/VAC]	~1, 230	
exhaust	power/current [kW/A]	0,48/3,1	
	fan speed [min ⁻¹]	2540	
supply	power/current [kW/A]	0,505/3,2	
	fan speed [min ⁻¹]	2540	
Thermal efficiency up to*	90%		
Motorized by-pass	+		
Max power consumption HE/HW	[kW/A]	3,99 / 19,32	0,99/6,32
Control board	PRV V2		
Filter class	exhaust/supply	M5/F7	
Housing insulation, mineral wool	[mm]	50	
Colour	RAL	grey	7040
Weight (net, without packing)	[kg]	252	251
Comply with ERP	2016; 2018		
Operation	indoors/outdoors***		
Fresh air temperature limits**	°C	-5 - +40	
Housing protection class	IP	34	

* Calculated wet efficiency.

**For temperatures lower than recommended, use electrical pre-heater to ensure balanced operation.

***With proper roof mounted.

Temperature efficiency (balanced mass flow):
 Extract air = 20°C/60%RH
 Outdoor air = -7°C / 2°C / 7°C

1900H EKO 3.0	Lwa total, dB(A)	LWA, dB(A)						
		125 Hz	250 Hz	500 Hz	1 kHz	2 kHz	4 kHz	8 kHz
Supply	78	58	71	72	73	71	65	62
Extract	67	49	58	60	59	58	57	44
Surrounding	60	41	51	55	53	52	49	42

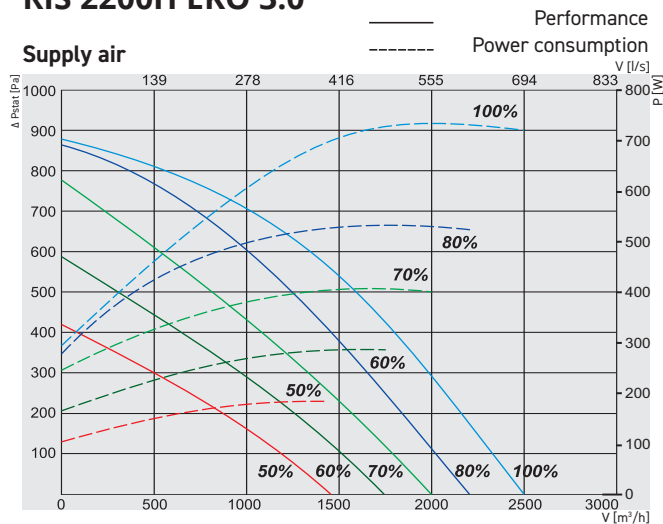
Measured at 2016 m³/h, 100 Pa

RIS H EKO

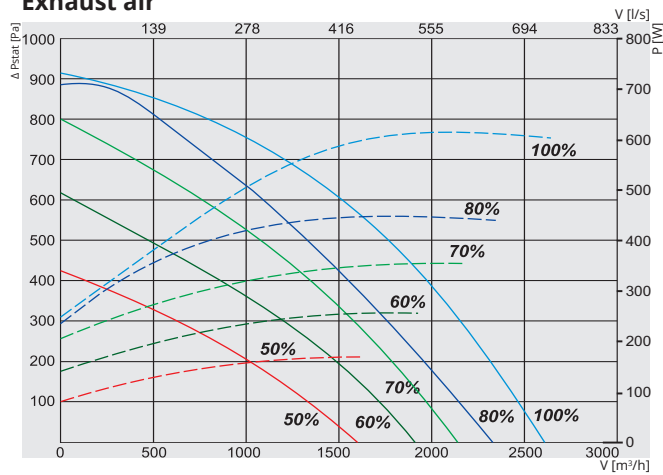
RIS 2200H EKO 3.0

NEW!

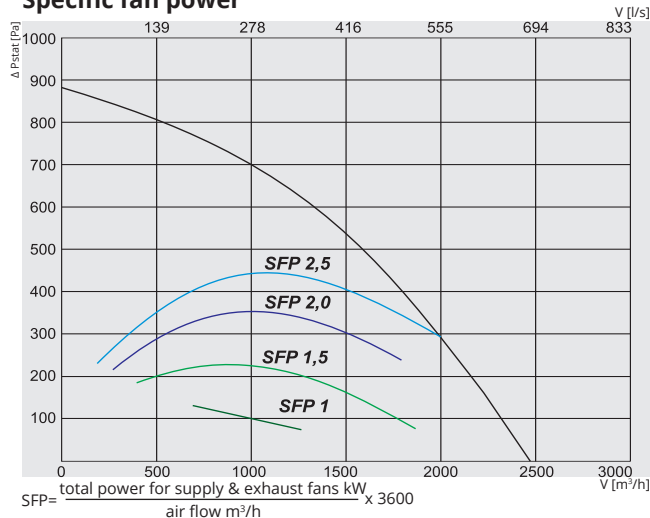
Supply air



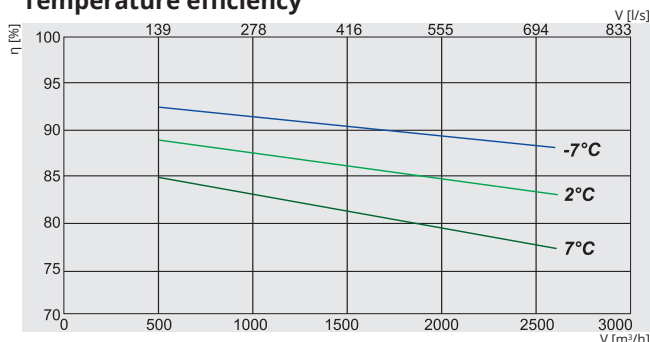
Exhaust air



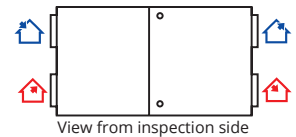
Specific fan power



Temperature efficiency



RIS 2200H EKO 3.0 (convertible) ver.



Exhaust air Extract air Outdoor air Supply air

Article No.	Version
GAGRIS1970_0151A	2200HE EKO 3.0 Integrated electrical heater
GAGRIS1971_0153A	2200HW EKO 3.0 Optional water heater

2200HE / HW EKO 3.0

Water heater (optional) HW ver.	AVS / Comfort Box 400		
Electrical heater HE ver.	phase/voltage [50Hz/VAC]		-1, 230
		[kW]	3,0
EC fans	phase/voltage [50Hz/VAC]		-1, 230
exhaust	power/current [kW/A]		0,72/3,1
	fan speed [min ⁻¹]		2800
supply	power/current [kW/A]		0,72/3,1
	fan speed [min ⁻¹]		2800
Thermal efficiency up to*			90%
Motorized by-pass			+
Max power consumption HE/HW	[kW/A]	4,44/19,20	1,44/6,22
Control board			PRV V2
Filter class	exhaust/supply		M5/F7
Housing insulation, mineral wool	[mm]		50
Colour	RAL	grey	7040
Weight (net, without packing) HE/HW	[kg]	252	250
Comply with ERP			2016; 2018
Operation			indoors/outdoors***
Fresh air temperature limits**	°C		-5 - +40
Housing protection class	IP		34

* Calculated wet efficiency.

**For temperatures lower than recommended, use electrical pre-heater to ensure balanced operation.

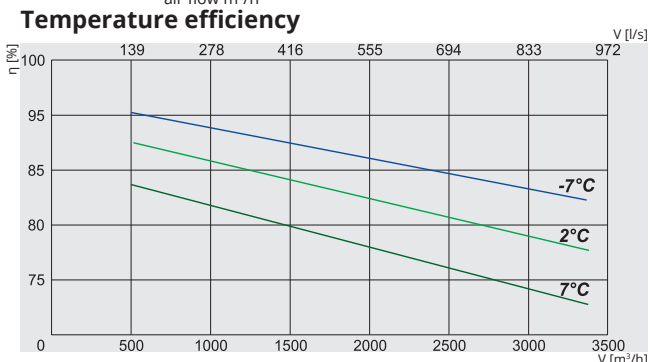
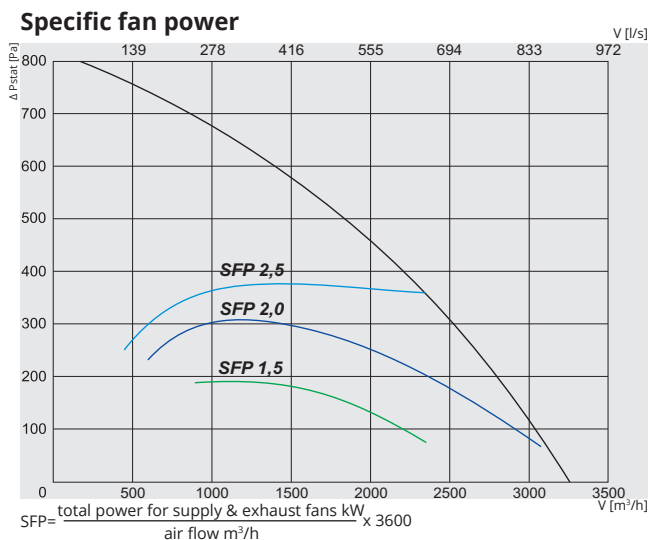
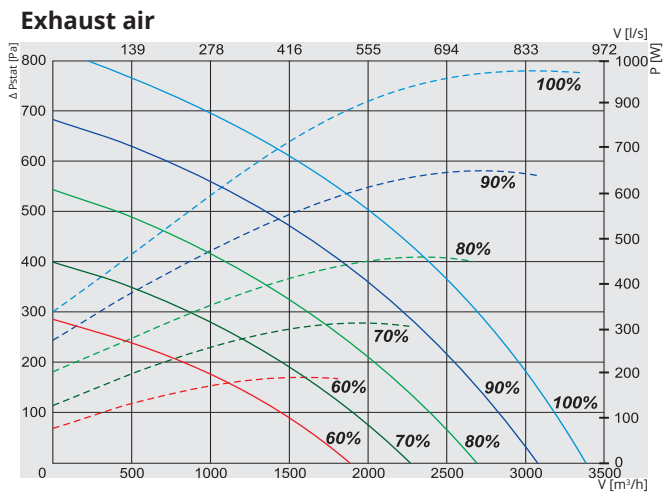
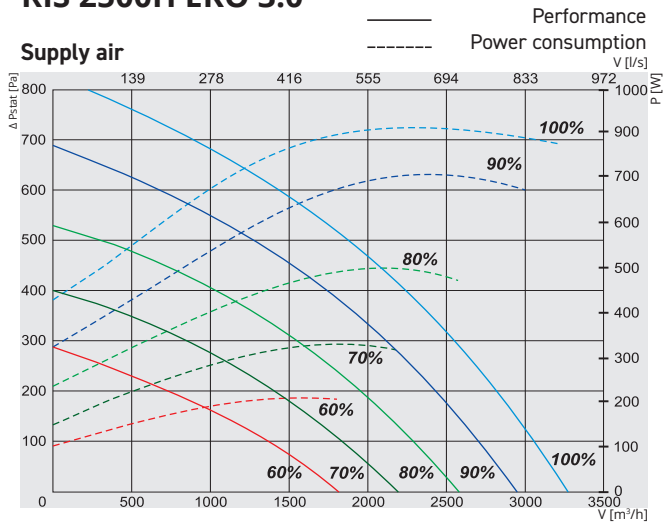
***With proper roof mounted

Temperature efficiency (balanced mass flow):
Extract air = 20°C/60%RH
Outdoor air = -7°C / 2°C / 7°C

2200H EKO 3.0	Lwa total, dB(A)	63 Hz	125 Hz	250 Hz	500 Hz	1 kHz	2 kHz	4 kHz	8 kHz
Supply	79	63	64	68	70	73	74	68	63
Extract	70	60	58	62	65	63	61	59	51
Surrounding	62	43	48	57	56	54	52	48	44

Measured at 2070 m³/h, 250 Pa

RIS 2500H EKO 3.0



RIS 2500HL EKO 3.0

Air intake side (L - left)



View from inspection side

RIS 2500HR EKO 3.0

Air intake side (R - right)



View from inspection side

🏠 Exhaust air
 🏠 Extract air
 🏠 Outdoor air
 🏠 Supply air

Article No.	Version
GAGRIS1793_0031B	2500HE EKO 3.0 Right-hand maintenance version with integrated electrical heater
GAGRIS1794_0032A	2500HW EKO 3.0 Right-hand maintenance version prepared for optional water heater

2500HE / HW EKO 3.0

Water heater (optional) HW ver.	SVS / Comfort Box 600x350
Electrical heater HE ver.	phase/voltage [50Hz/VAC] ~3, 400 [kW] 3,6
EC fans	phase/voltage [50Hz/VAC] ~1, 230
exhaust	power/current [kW/A] 0,88/3,92 fan speed [min ⁻¹] 2200
supply	power/current [kW/A] 1,0/4,47 fan speed [min ⁻¹] 2200
Thermal efficiency up to*	90%
Motorized by-pass	+
Max power consumption HE/HW	[kW/A] 5,49/13,69 1,89/8,49
Control board	PRV V2
Filter class	exhaust/supply M5/F7
Housing insulation, mineral wool	[mm] 50
Colour	RAL grey 7040
Weight (net, without packing)	[kg] 390 360
Comply with ERP	2016; 2018
Operation	indoors/outdoors***
Fresh air temperature limits**	°C -5 - +40
Housing protection class	IP 34

* Calculated wet efficiency.

**For temperatures lower than recommended, use electrical pre-heater to ensure balanced operation.

***With proper roof mounted.

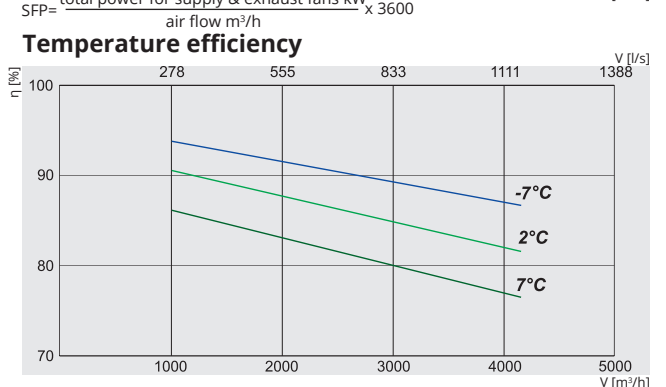
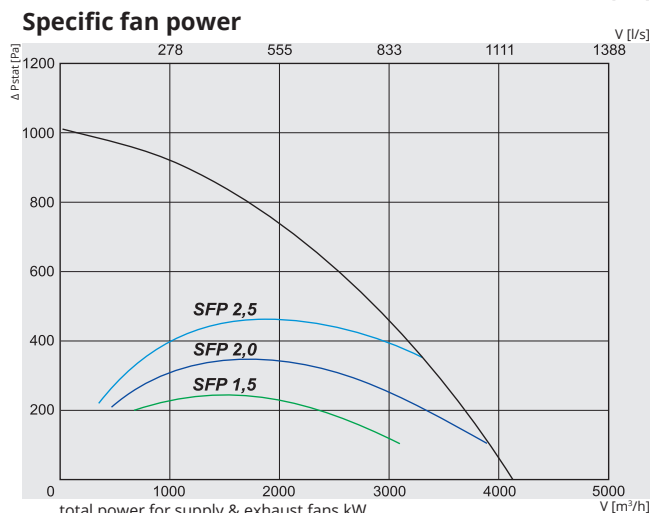
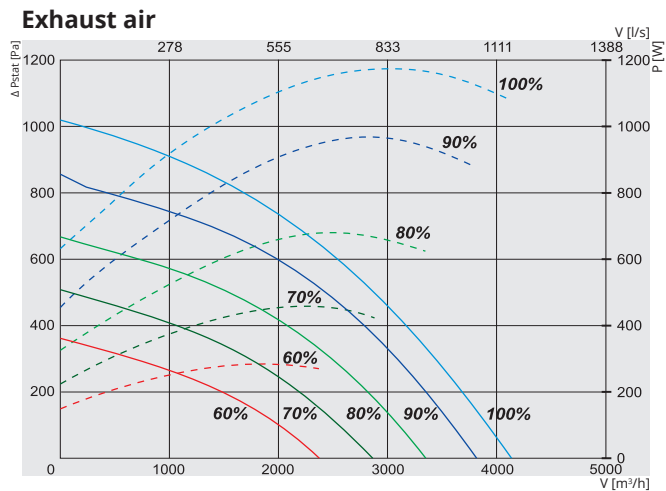
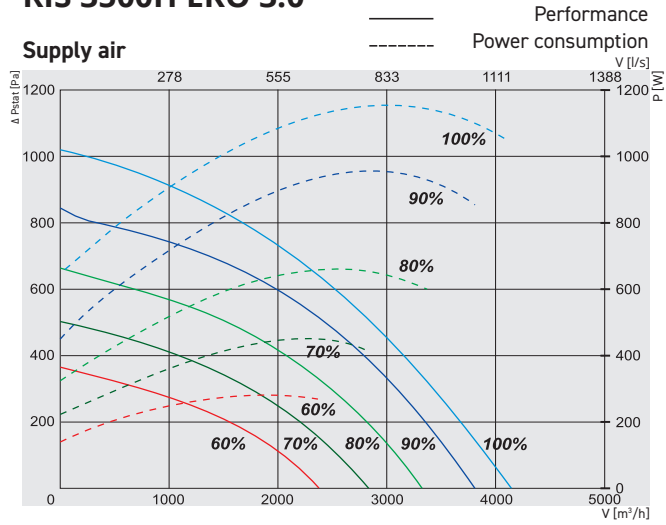
Temperature efficiency (balanced mass flow):
 Extract air = 20°C/60%RH
 Outdoor air = -7°C / 2°C / 7°C

2500H EKO 3.0	Lwa total, dB(A)	125 Hz	250 Hz	500 Hz	1 kHz	2 kHz	4 kHz	8 kHz
Supply	83	65	73	75	78	79	71	61
Extract	65	57	61	59	56	54	49	39
Surrounding	62	45	57	58	55	52	44	36

Measured at 2976 m³/h, 121 Pa

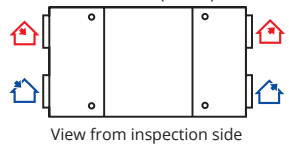
RIS H EKO

RIS 3500H EKO 3.0



RIS 3500HL EKO 3.0

Air intake side (L - left)



🏠 Exhaust air
 🏠 Extract air
 🏠 Outdoor air
 🏠 Supply air

Article No.	Version
GAGRIS1781_0052B	3500HEL EKO 3.0 Left-hand maintenance version with integrated electrical heater
GAGRIS1782_0053A	3500HWL EKO 3.0 Left-hand maintenance version prepared for optional water heater

3500HE / HW EKO 3.0

Water heater (optional) HW ver.	SVS / Comfort Box 800x500	
Electrical heater HE ver.	phase/voltage [50Hz/VAC]	~3, 400
		[kW]
		6,0
EC fans	phase/voltage [50Hz/VAC]	~1, 230
exhaust	power/current [kW/A]	1,16/5,4
	fan speed [min ⁻¹]	2390
supply	power/current [kW/A]	1,173/5,43
	fan speed [min ⁻¹]	2390
Thermal efficiency up to*	90%	
Motorized by-pass	+	
Max power consumption HE / HW	[kW/A]	8,34 / 19,59 2,34 / 10,95
Control board	PRV V2	
Filter class	exhaust/supply	M5/F7
Housing insulation, mineral wool	[mm]	50
Colour	RAL	grey 7040
Weight (net, without packing)	[kg]	627 622
Comply with ERP	2016; 2018	
Operation	indoors/outdoors***	
Fresh air temperature limits**	°C	-5 - +40
Housing protection class	IP	34

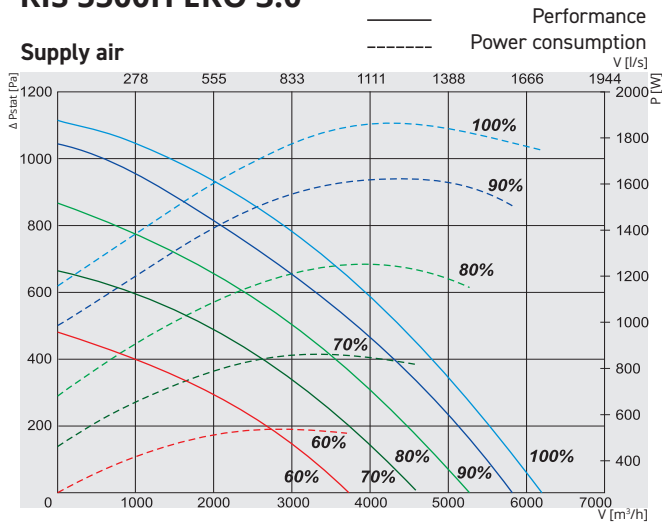
* Calculated wet efficiency.
 ** For temperatures lower than recommended, use electrical pre-heater to ensure balanced operation.
 *** With proper roof mounted.

Temperature efficiency (balanced mass flow):
 Extract air = 20°C/60%RH
 Outdoor air = -7°C / 2°C / 7°C

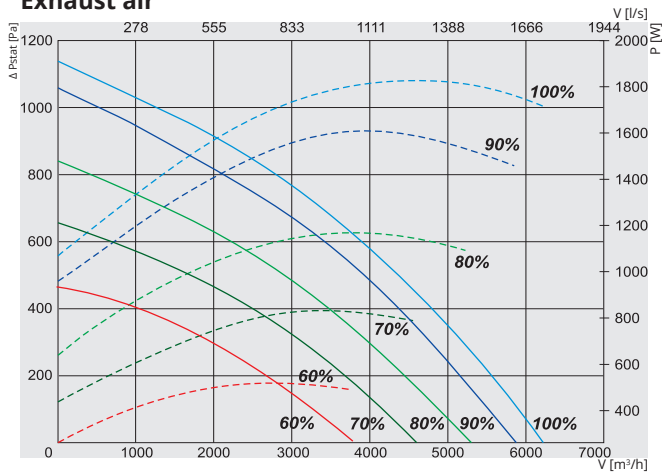
3500H EKO 3.0	Lwa total, dB(A)	125 Hz	250 Hz	500 Hz	1 kHz	2 kHz	4 kHz	8 kHz
Supply	86	68	82	78	80	77	70	68
Extract	72	66	66	65	64	58	49	45
Surrounding	69	59	65	62	62	59	52	58

Measured at 3746 m³/h, 181 Pa

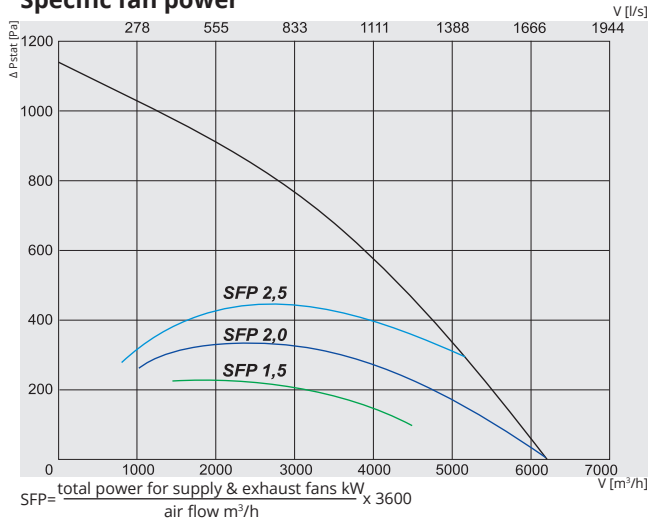
RIS 5500H EKO 3.0



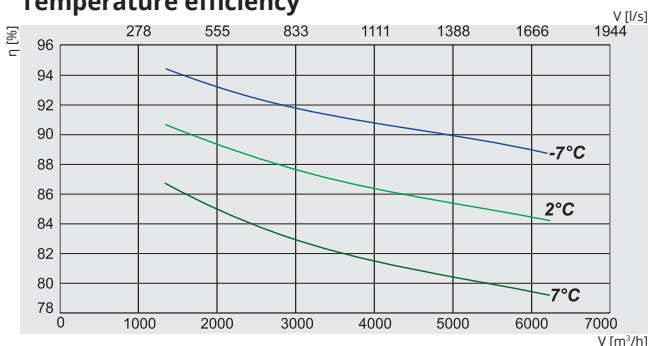
Exhaust air



Specific fan power

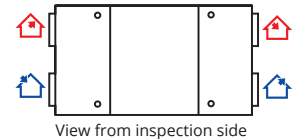


Temperature efficiency



RIS 5500HR EKO 3.0

Air intake side (R - right)



Exhaust air Extract air Outdoor air Supply air

Article No.	Version
GAGRIS1773_0054B	5500HER EKO 3.0 Right-hand maintenance version with integrated electrical heater
GAGRIS1774_0055B	5500HWR EKO 3.0 Right-hand maintenance version prepared for optional water heater

5500HE / HW EKO 3.0

Water heater (optional) HW ver.	SVS / Comfort Box 800x500
Electrical heater HE ver.	phase/voltage [50Hz/VAC] -3, 400
	[kW] 12
EC fans	phase/voltage [50Hz/VAC] -3, 400
exhaust	power/current [kW/A] 1,87/3,06
	fan speed [min ⁻¹] 2180
supply	power/current [kW/A] 1,84/2,88
	fan speed [min ⁻¹] 2180
Thermal efficiency up to*	90%
Motorized by-pass	+
Max power consumption HE/HW	[kW/A] 15,71/23,38 3,72/6,04
Control board	PRV V2
Filter class	exhaust/supply M5/F7
Housing insulation, mineral wool	[mm] 60
Colour	RAL grey 7040
Weight (net, without packing) HE / HW	[kg] 788
Comply with ERP	2016; 2018
Operation	indoors/outdoors***
Fresh air temperature limits**	°C -5 - +40
Housing protection class	IP 34

* Calculated wet efficiency.

**For temperatures lower than recommended, use electrical pre-heater to ensure balanced operation.

***With proper roof mounted.

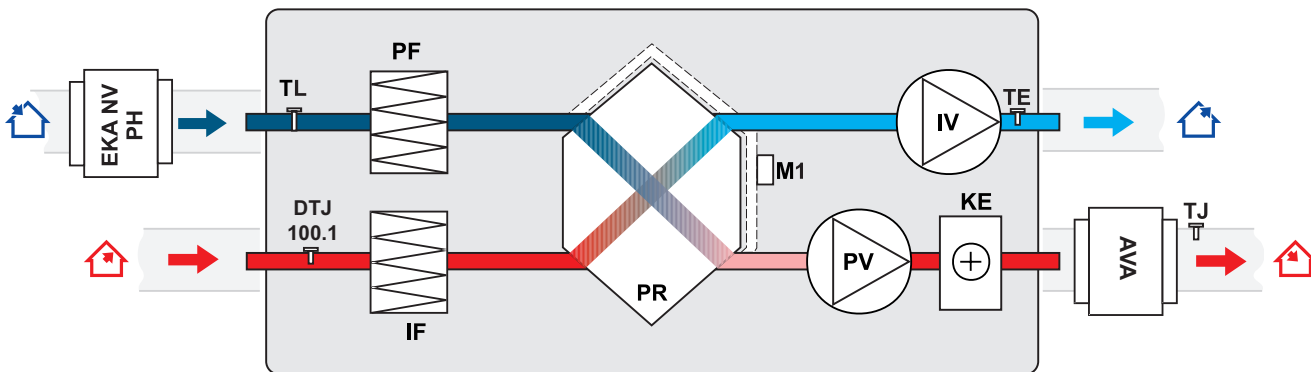
Temperature efficiency (balanced mass flow) :
Extract air = 20°C/60%RH
Outdoor air = -7°C / 2°C / 7°C

5500HW EKO 3.0	Lwa total, dB(A)	LWA, dB(A)						
	dB(A)	125 Hz	250 Hz	500 Hz	1 kHz	2 kHz	4 kHz	8 kHz
Supply	88	65	82	81	83	81	78	69
Extract	75	64	72	70	66	60	55	50
Surrounding	77	54	71	72	71	68	65	58

Measured at 5819 m³/h, 120 Pa

RIS H EKO

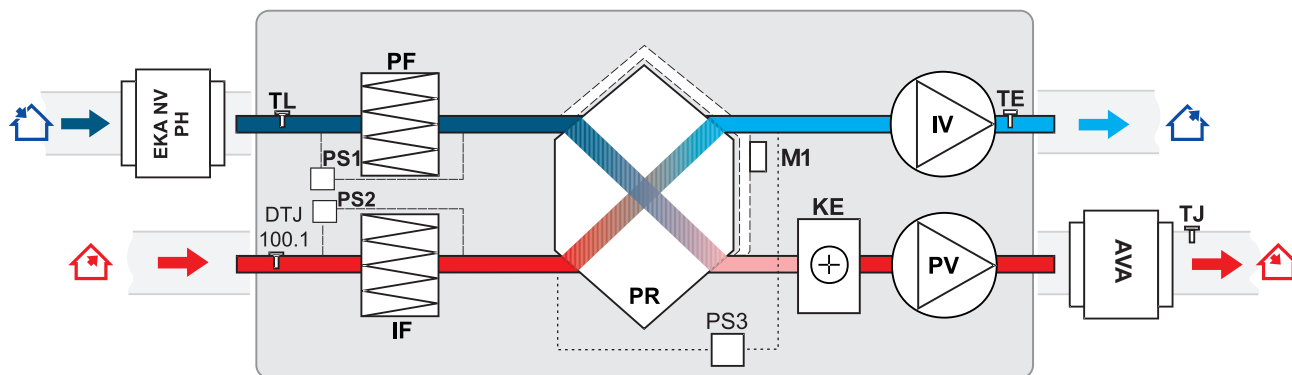
RIS 700HE EKO 3.0 (horizontal) version with electrical heater



- IV - exhaust air fan
- PV - supply air fan
- PR - plate heat exchanger
- KE - electrical heater
- PF - filter for supply air (class M5)
- IF - filter for extract air (class M5)

- TJ - temperature sensor for supply air
- TL - temperature sensor for fresh air
- TE - temperature sensor for exhaust air
- M1 - actuator of by-pass damper
- DTJ 100.1 - humidity + temperature sensor
- EKA NV PH - optional fresh air pre-heater
- AVA - optionally supplied water cooler

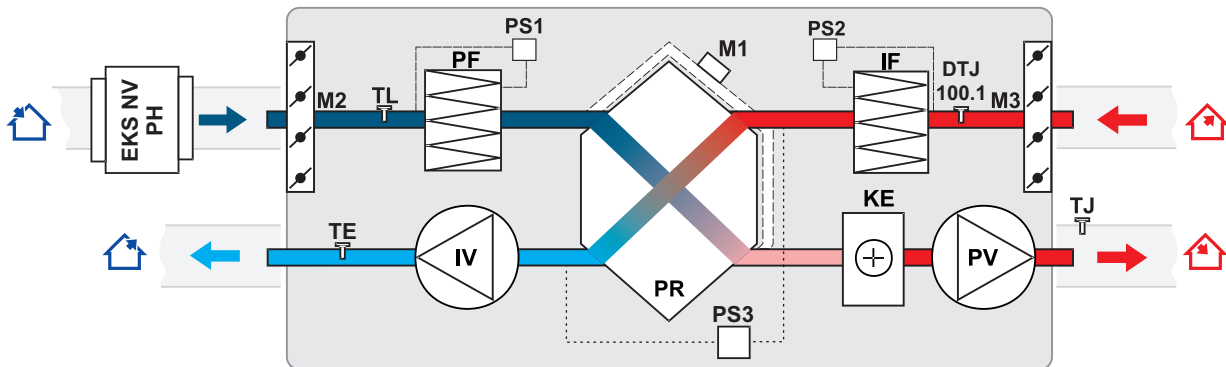
RIS 1200HE EKO 3.0 / RIS 1900HE EKO 3.0 / RIS 2200HE EKO 3.0 (horizontal) versions with electrical heater



- EKA NV PH - optional fresh air pre-heater
- IV - exhaust air fan
- PV - supply air fan
- PR - plate heat exchanger
- KE - electrical heater
- PF - filter for supply air (class F7)
- IF - filter for extract air (class M5)
- TE - temperature sensor for extract air

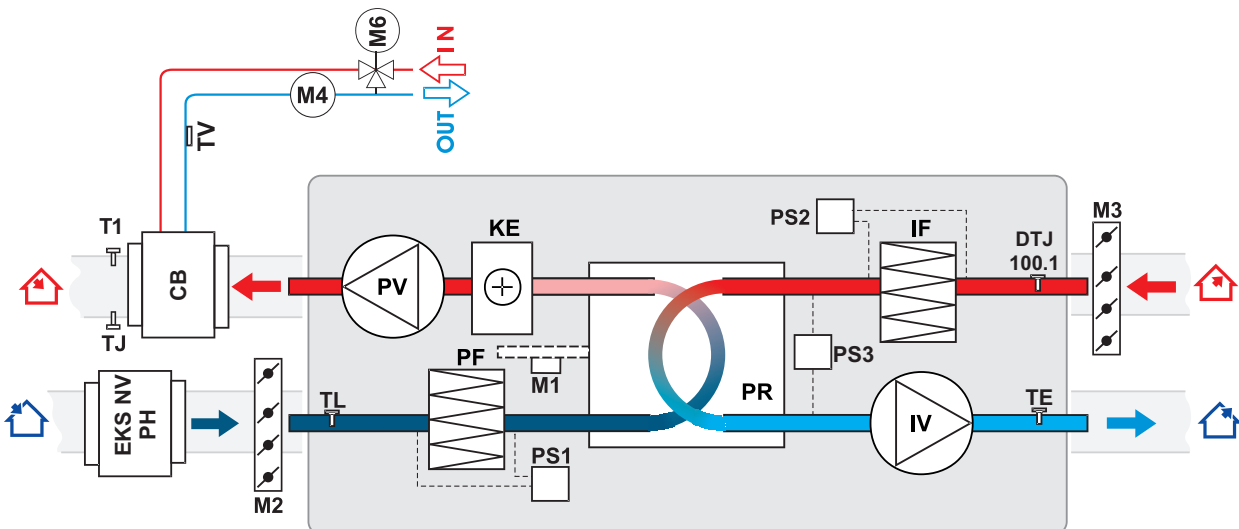
- AVA - optionally supplied water cooler
- TL - temperature sensor for fresh air
- TJ - temperature sensor for supply air
- M1 - actuator of by-pass damper
- PS1 - supply air differential pressure switch
- PS2 - extract air differential pressure switch
- PS3 - heat exchanger antifrost pressure switch
- DTJ 100.1 - humidity + temperature sensor

RIS 2500HE EKO 3.0 (horizontal) version with electrical heater



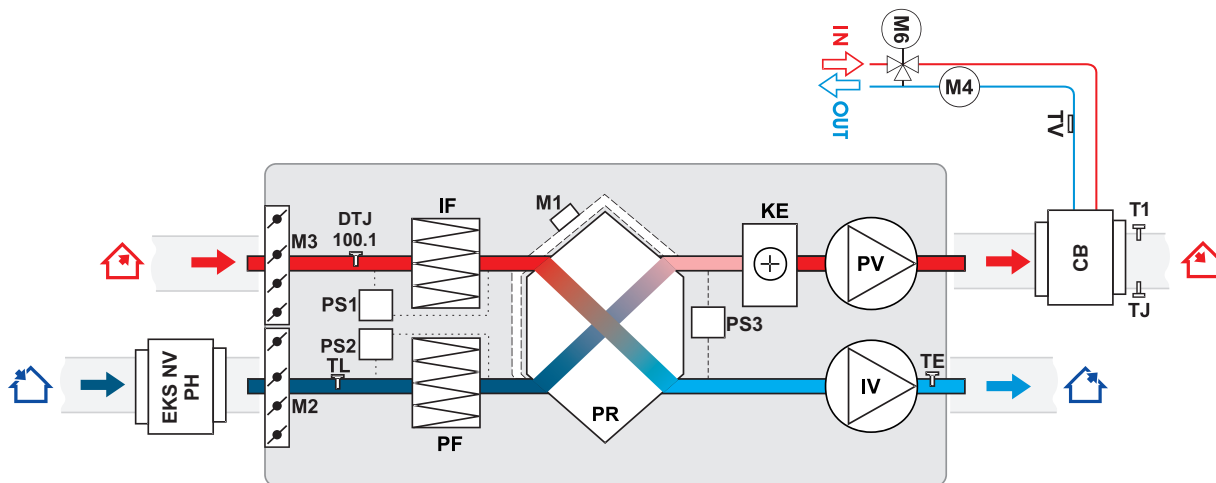
- IV - exhaust air fan
- PV - supply air fan
- PR - plate heat exchanger
- KE - electrical heater
- PF - filter for supply air (class F7)
- IF - filter for extract air (class M5)
- DTJ 100.1 - humidity + temperature sensor
- TE - temperature sensor for extract air
- EKS NV PH - optional outdoor air heater
- TL - temperature sensor for fresh air
- TJ - temperature sensor for supply air
- M1 - actuator of by-pass damper
- M2 - actuator of fresh air damper
- M3 - actuator of extract air damper
- PS1 - supply air differential pressure switch
- PS2 - extract air differential pressure switch
- PS3 - heat exchanger antifrost pressure switch

RIS 3500HE EKO 3.0 (horizontal) version with electrical heater



- IV - exhaust air fan
- PV - supply air fan
- PR - plate heat exchanger
- KE - electrical heater
- PF - filter for fresh air (class F7)
- IF - filter for extract air (class M5)
- DTJ 100.1 - humidity + temperature sensor
- TL - temperature sensor for fresh air
- CB - water heater/cooler
- M6 - optionally supplied mixing valve and motor
- M4 - water heater circulation pump
- TE - temperature sensor for exhaust air
- TV - antifrost sensor
- T1 - antifrost thermostat
- EKS NV PH - optional outdoor air heater
- TJ - temperature sensor for supply air
- M1 - actuator of by-pass damper
- M2 - actuator of fresh air damper
- M3 - actuator of extract air damper
- PS1 - supply air differential pressure switch
- PS2 - extract air differential pressure switch
- PS3 - heat exchanger antifrost pressure switch

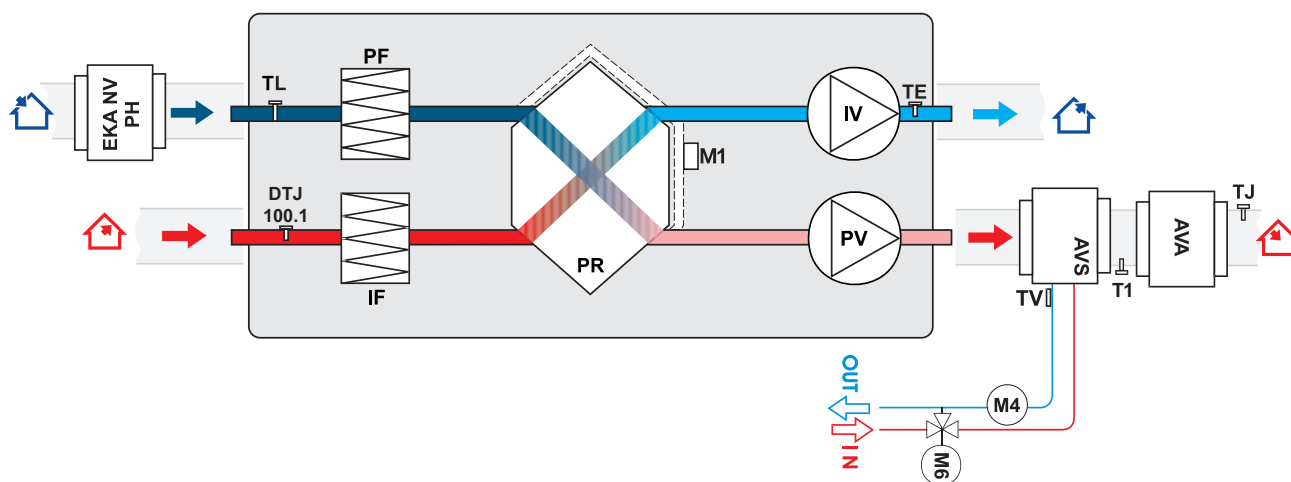
RIS 5500HE EKO 3.0 (horizontal) version with electrical heater



- IV - exhaust air fan
- PV - supply air fan
- PR - plate heat exchanger
- KE - electrical heater
- PF - filter for supply air (class F7)
- IF - filter for extract air (class M5)
- DTJ 100.1 - humidity + temperature sensor
- TL - temperature sensor for fresh air
- TE - temperature sensor for exhaust air
- TV - antifrost sensor
- T1 - antifrost thermostat

- CB - water heater/cooler
- EKS NV PH - optional outdoor air heater
- TJ - temperature sensor for supply air
- M1 - actuator of by-pass damper
- M2 - actuator of fresh air damper
- M3 - actuator of extract air damper
- M6 - optionally supplied mixing valve and motor
- M4 - water heater circulation pump
- PS1 - supply air differential pressure switch
- PS2 - extract air differential pressure switch
- PS3 - heat exchanger antifrost pressure switch

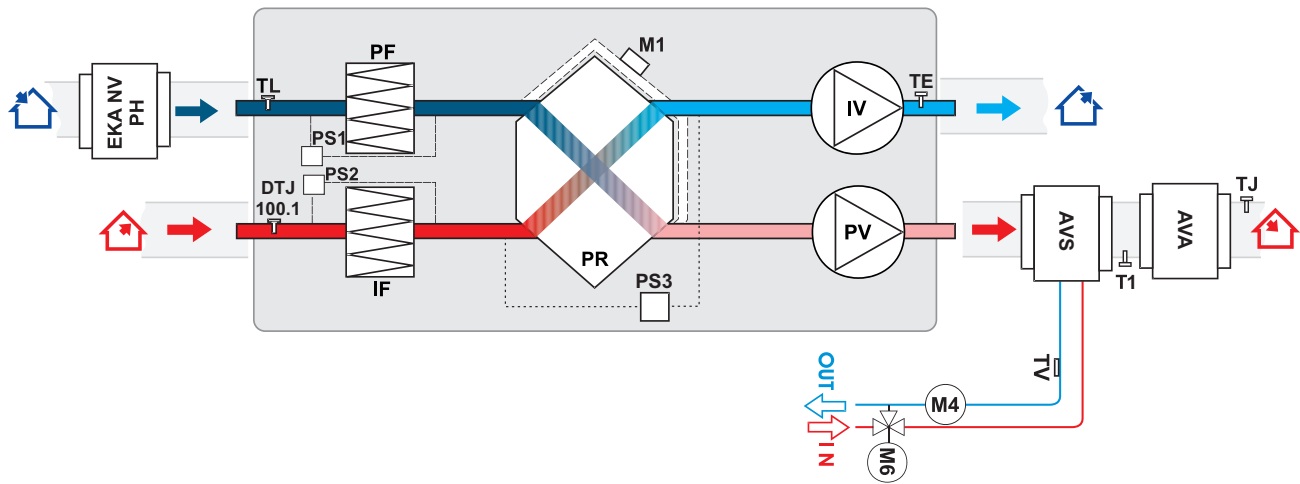
RIS 700HW EKO 3.0 version with optional water heater



- AVS - optionally supplied water heater
- AVA - optionally supplied water cooler
- IV - exhaust air fan
- PV - supply air fan
- PR - plate heat exchanger
- PF - filter for supply air (class M5)
- IF - filter for extract air (class M5)
- TJ - temperature sensor for supply air
- TL - temperature sensor for fresh air

- TE - temperature sensor for exhaust air
- TV - antifrost sensor
- T1 - antifrost thermostat
- DTJ 100.1 - humidity + temperature sensor
- M1 - actuator of by-pass damper
- M4 - water heater circulation pump
- M6 - optionally supplied mixing valve and motor
- EKA NV PH - optional fresh air pre-heater

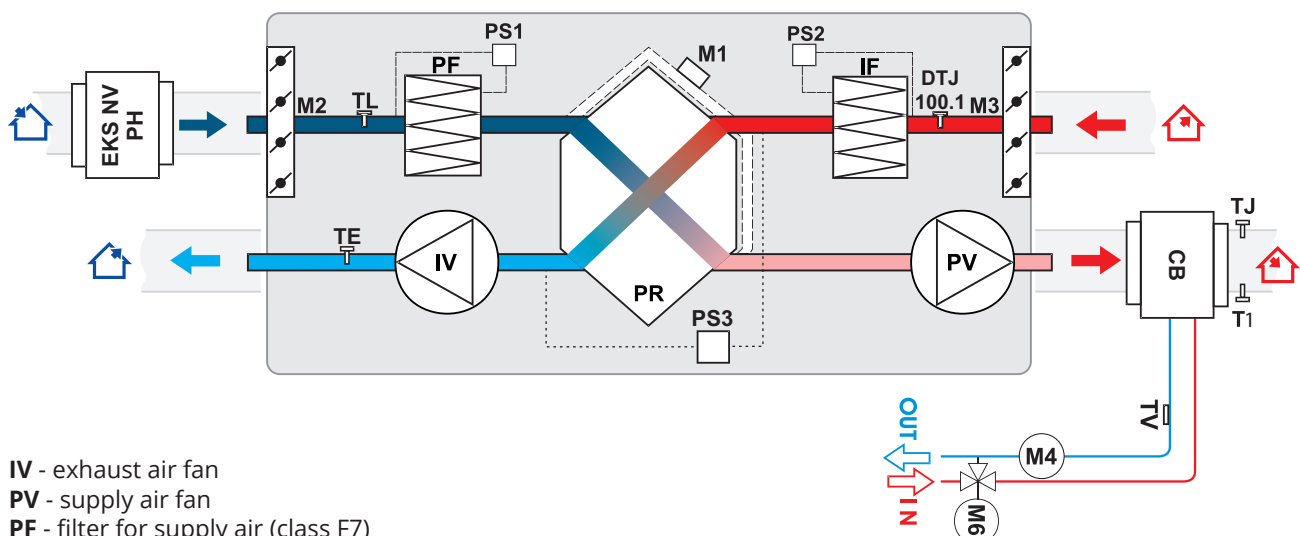
RIS 1200HW EKO 3.0 / RIS 1900HW EKO 3.0 / RIS 2200HW EKO 3.0 (horizontal) version with optional water heater



EKA NV PH - optional fresh air pre-heater
IV - exhaust air fan
PV - supply air fan
PR - plate heat exchanger
PF - filter for supply air (class F7)
IF - filter for extract air (class M5)
TL - temperature sensor for fresh air
TJ - temperature sensor for supply air
TV - antifrost sensor
T1 - antifrost thermostat

AVA - optionally supplied water cooler
AVS - water heater
M1 - actuator of by-pass damper
M6 - optionally supplied mixing valve and motor
M4 - water heater circulation pump
PS1 - supply air differential pressure switch
PS2 - extract air differential pressure switch
PS3 - heat exchanger antifrost pressure switch
DTJ 100.1 - humidity + temperature sensor
TE - temperature sensor for extract air

RIS 2500HW EKO 3.0 (horizontal) version with optional water heater

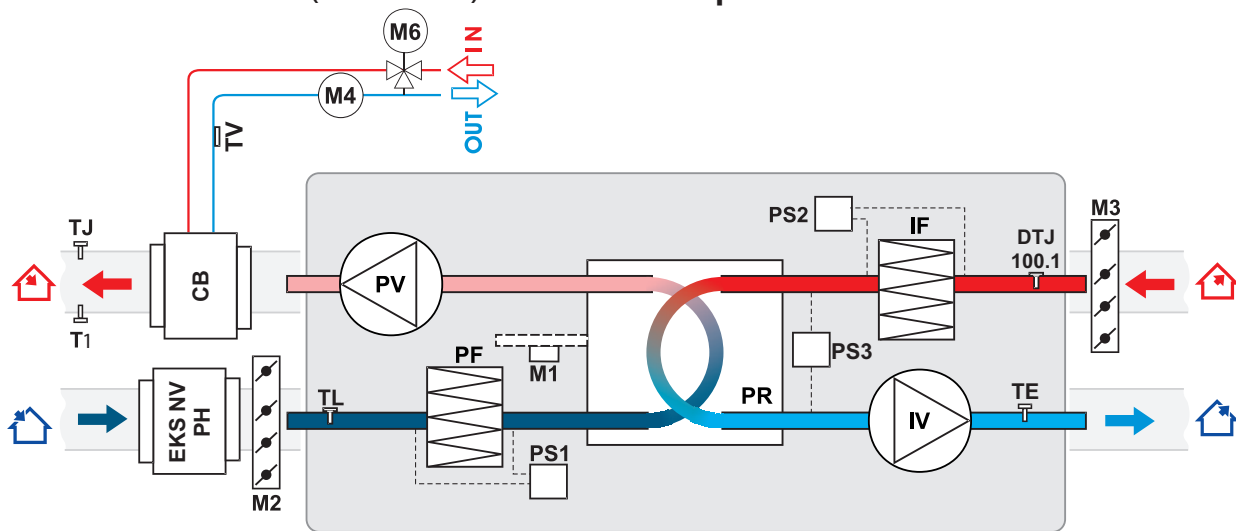


IV - exhaust air fan
PV - supply air fan
PF - filter for supply air (class F7)
IF - filter for extract air (class M5)
PR - plate heat exchanger
DTJ 100.1 - humidity + temperature sensor
TL - temperature sensor for fresh air
TV - antifrost sensor
T1 - antifrost thermostat
TE - temperature sensor for extract air
EKS NV PH - optional outdoor air heater
CB - water heater/cooler

TJ - temperature sensor for supply air
M - actuator of by-pass damper
M2 - actuator of fresh air damper
M3 - actuator of extract air damper
M6 - optionally supplied mixing valve and motor
M4 - water heater circulation pump
PS1 - supply air differential pressure switch
PS2 - extract air differential pressure switch
PS3 - heat exchanger antifrost pressure switch

RIS H EKO

RIS 3500HW EKO 3.0 (horizontal) version with optional water heater



CB - water heater/cooler

IV - exhaust air fan

PV - supply air fan

PR - plate heat exchanger

PF - filter for supply air (class F7)

IF - filter for extract air (class M5)

DTJ 100.1 - humidity + temperature sensor

TL - temperature sensor for fresh air

TV - antifrost sensor

T1 - antifrost thermostat

TE - temperature sensor for exhaust air

EKS NV PH - optional outdoor air heater

TJ - temperature sensor for supply air

M1 - actuator of by-pass damper

M2 - actuator of fresh air damper

M3 - actuator of extract air damper

M6 - optionally supplied mixing valve and motor

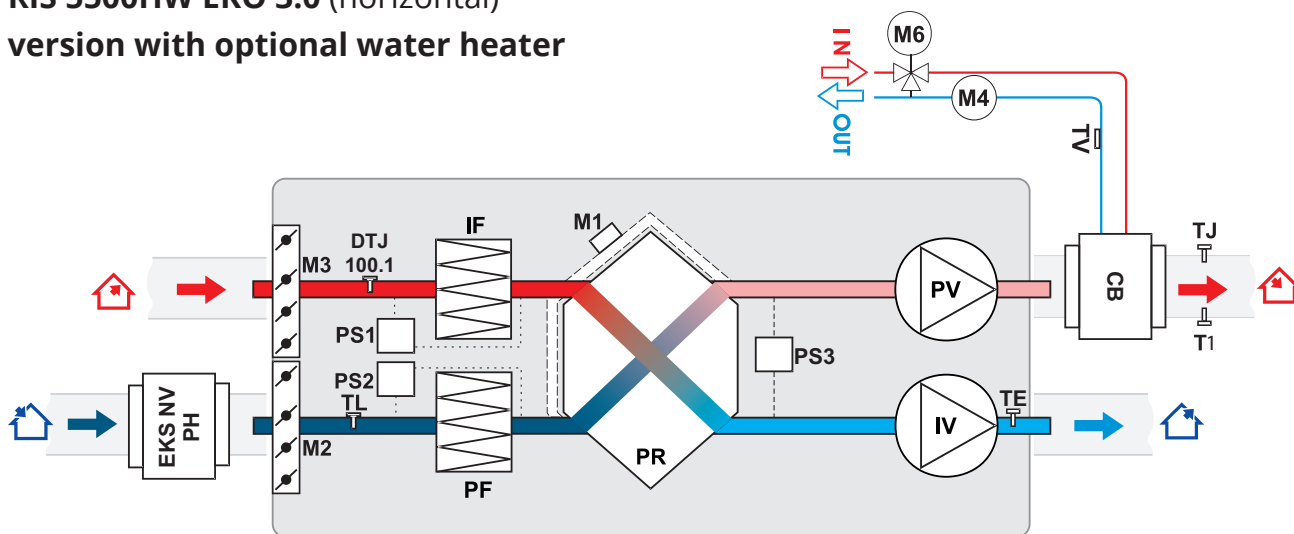
M4 - water heater circulation pump

PS1 - supply air differential pressure switch

PS2 - extract air differential pressure switch

PS3 - heat exchanger antifrost pressure switch

RIS 5500HW EKO 3.0 (horizontal) version with optional water heater



CB - water heater/cooler

IV - exhaust air fan

PV - supply air fan

PR - plate heat exchanger

PF - filter for supply air (class F7)

IF - filter for extract air (class M5)

DTJ 100.1 - humidity + temperature sensor

TL - temperature sensor for fresh air

TV - antifrost sensor

T1 - antifrost thermostat

TJ - temperature sensor for supply air

M1 - actuator of by-pass damper

M2 - actuator of fresh air damper

M3 - actuator of extract air damper

M6 - optionally supplied mixing valve and motor

M4 - water heater circulation pump

PS1 - supply air differential pressure switch

PS2 - extract air differential pressure switch

PS3 - heat exchanger antifrost pressure switch

EKS NV PH - optional outdoor air heater

FUNCTIONS			
Description of the functions	PRV V2		
	RIS EKO 3.0		
	E	W	
Functions			
	Date and time settings	✓	✓
4 speeds for easy and user-friendly control ("Stop" – the unit is stopped; "Low", medium", and "High". Service menu allows adjusting each speed individually)		✓	✓
	BOOST function (Fans operate at highest speed)	✓	✓
	Comfortable air temperature function	✓	✓
	Cold/heat recovery	✓	✓
	Fire place function	✓	✓
	Dryness protection	✓	✓
	Weekly schedule	✓	✓
	Holiday schedule	✓	✓
	User and service control levels	✓	✓
	Manual air flow balancing	✓	✓
	CO₂ level indication and reduction function	✓	✓
	Night cooling function	✓	✓
	Relative humidity (RH) level indication and reduction function	✓	✓
	Software and configuration update possibility	✓	✓
	Supply air temperature control according to the extract air sensor	✓	✓
	Monitoring function (all sensors and I/O)	✓2	✓2
	Mode switch (start/stop)	✓	✓
	Extracted air relative humidity converter	✓	✓
	Manual components control	✓1	✓1
Functional units			
Fans			
	Soft start and stop	✓	✓
	Fan failure protection	✓	✓
	Speed synchronous/asynchronous 0-10V control	✓	✓
Electric heater			
	On/Off / PWM control	✓	
	Manual protection	✓	
	Overheat protection (additional protection software)	✓	✓
Water heater			
	Pulse-width modulation (PWM) valve actuator control		✓
	Protection using temperature sensor		✓
	Protection using thermostat (NC)		✓
	Circulation pump control		✓
	Return water temperature sensor	✓	✓
DX cooler			
	Control On/Off	✓	✓
Water cooler			
	Pulse-width modulation (PWM) valve actuator control		✓
	Control with three-positional valve actuator	✓	✓
Bypass damper			
	3-position actuator control	✓	✓
Filter pollution monitoring			
	By pressure switch (NC)	✓	✓
	By filter timer	✓	✓
Sensors			
	Supply air temperature sensor	✓	✓
	Fresh air temperature sensor	✓	✓
	Exhaust air temperature sensor	✓	✓
	Extract air temperature sensor	✓	✓
Emergency signals and inputs/outputs			
	Fire protection input	✓	✓
	Working indication output	✓	✓
	Alarm indication output	✓	✓
Remote controllers			
	Stouch	✓	✓
	Flex	✓	✓
	Ptouch	✓	✓
	MB-Gateway	✓	✓

1	With FLEX TEST remote controller	2	Only sensors
---	----------------------------------	---	--------------